



STARS AY 22-23

Katie Koscielak
Office of Sustainability





What is STARS?

Assessment measuring sustainability performance in higher education

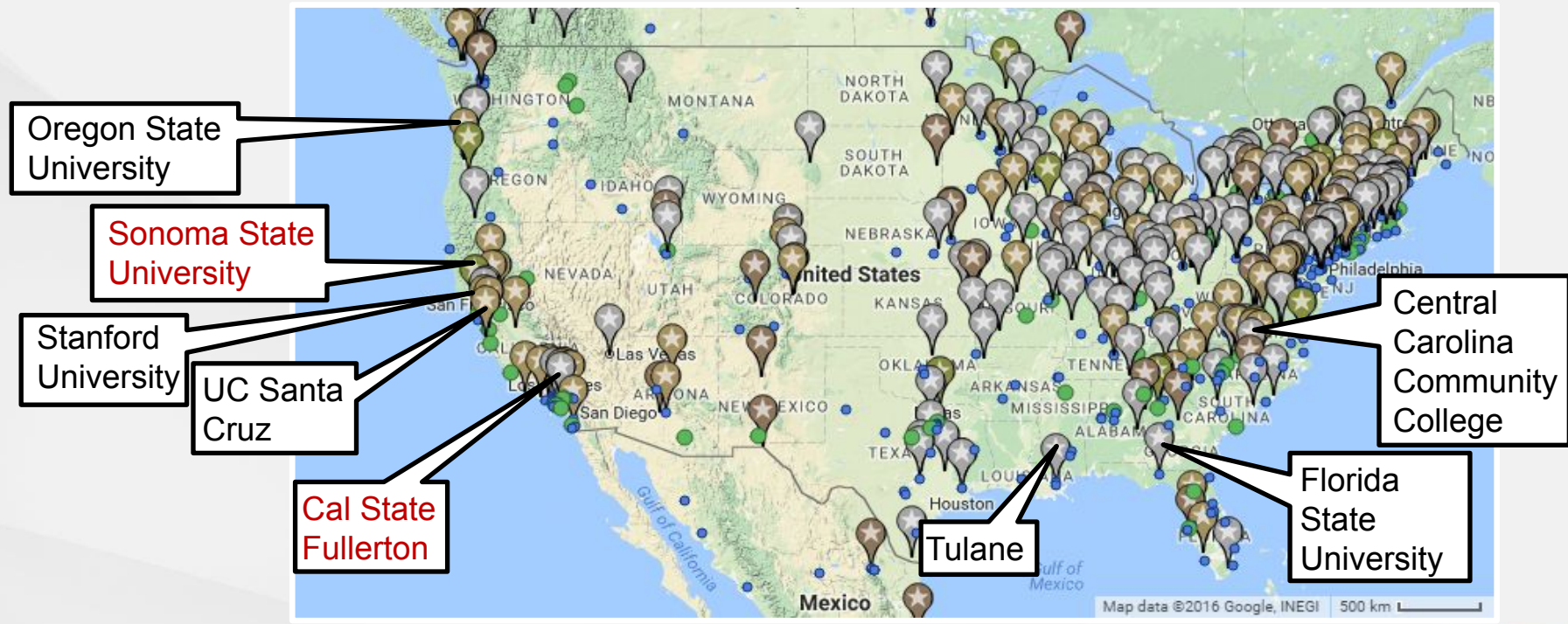


**Note: *Rating system, not a ranking system*
Comparative, not competitive



Sustainability Tracking, Assessment & Rating System (STARS)


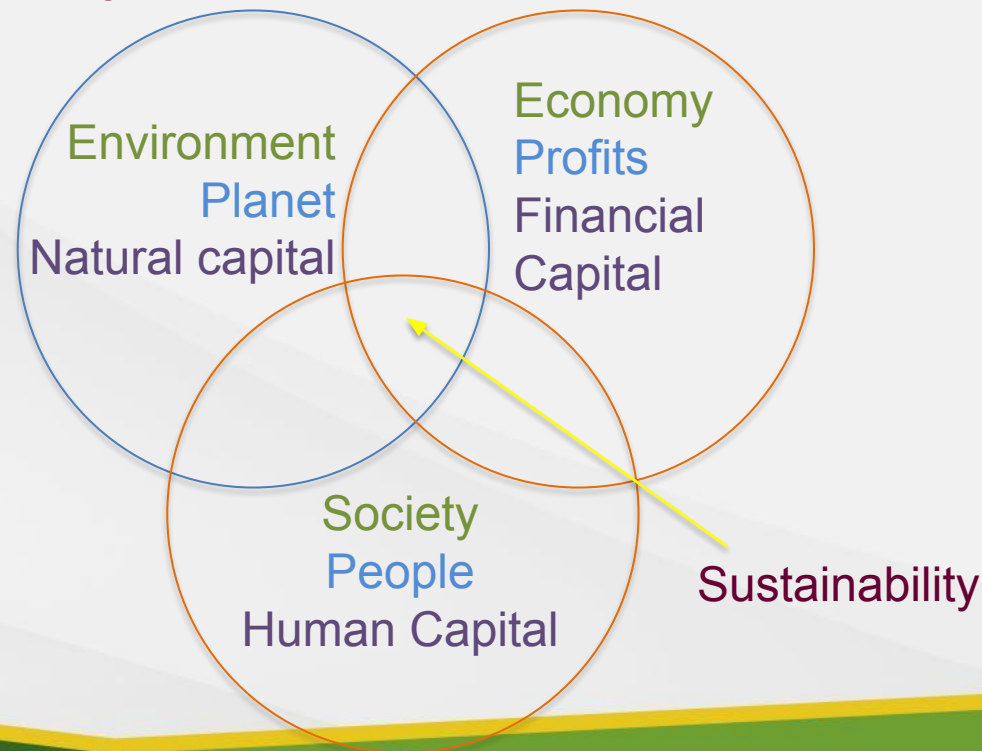
- **Who:** Colleges & universities
- **What:** self reporting framework for measuring sustainability performance, extensively tested
- **Where:** 1,000+ institutions globally
- **When:** rating good for three years
 - version 2.2, version 3.0 coming in 2023



What is sustainability?

The ability to meet the needs of today without compromising the ability of future generations to meet their own needs.

Relevant dimensions to examine include **environment, society, and economy** and their interconnections.



Why do we do this assessment?

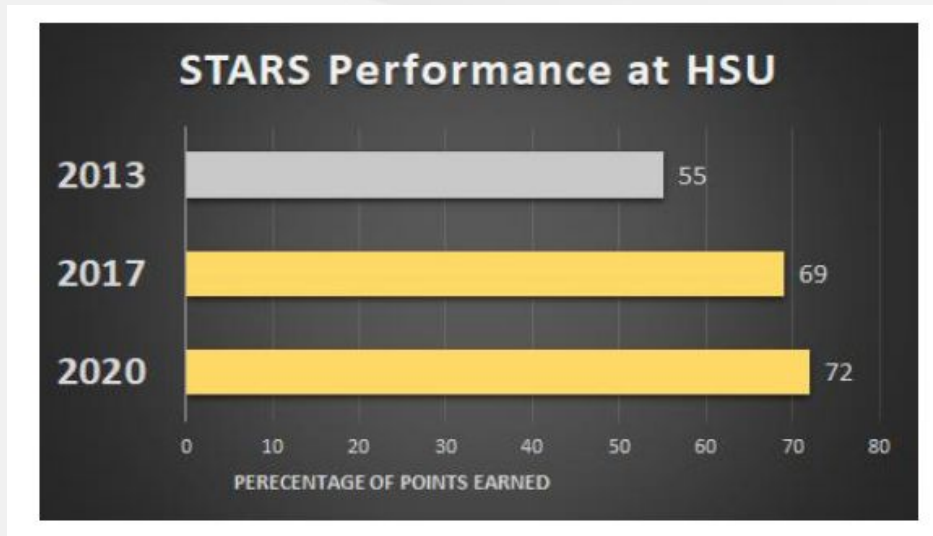


- Common standard of measurement
 - Comprehensive understanding of sustainability
 - Public sharing of ideas
 - Identifies achievements & gaps
-
- Allows comparison to internal benchmark(s)
 - Is a tool to fulfill strategic plan priorities
 - Provides publicity for Cal Poly Humboldt
 - Attracts prospective students
 - Helps us comply with CSU Sustainability Policy



Path to Platinum

See document at
https://facilitymgmt.humboldt.edu/sites/default/files/hsu_stars_path_to_platinum_2020-2022_final.pdf

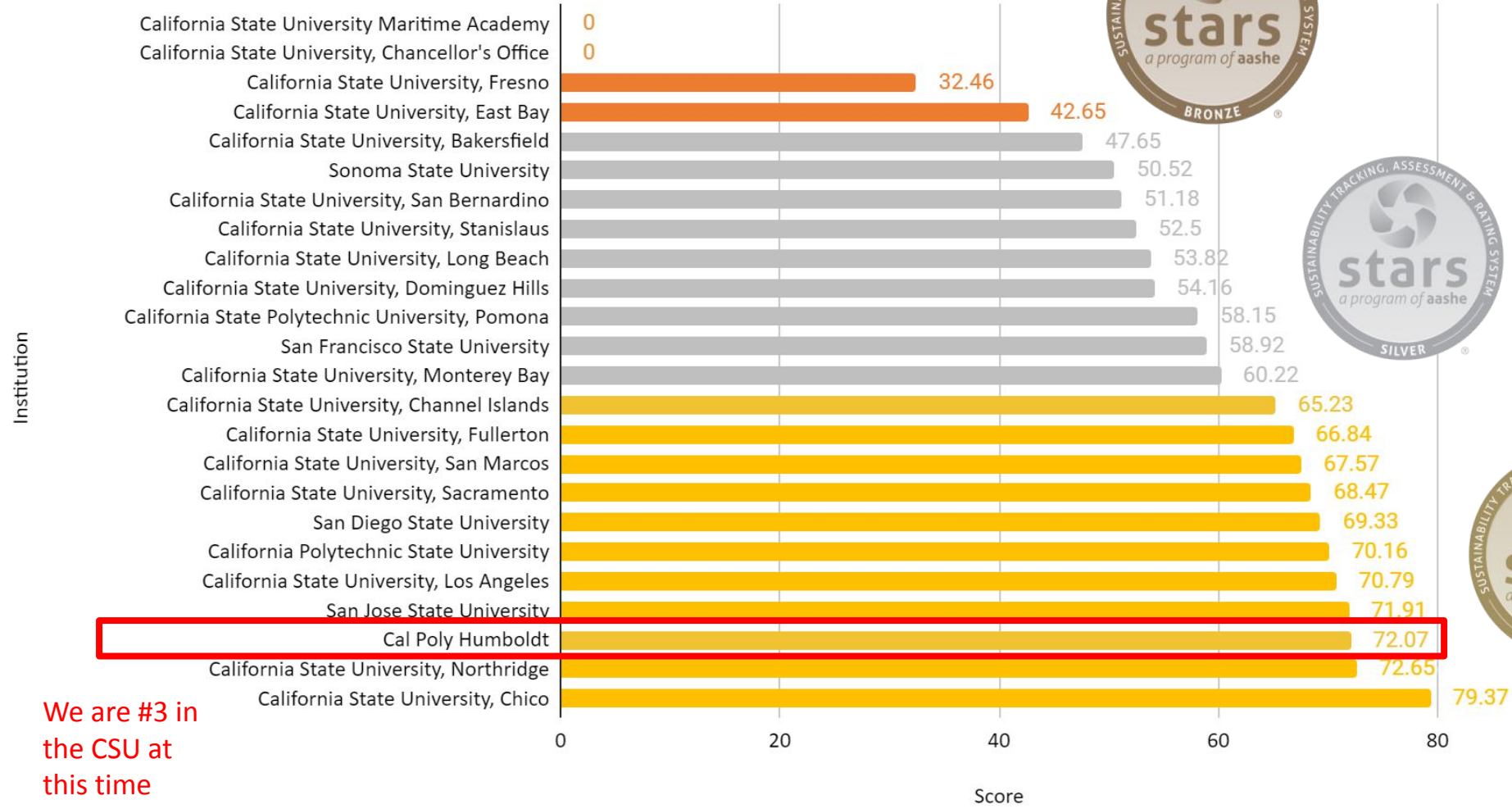


Goals

1. Achieve CSU frontrunner status May 2023 (Chico leading with 79%)
 - a. Data should reflect behavior/operation from AY 21-22
 - b. Data assembled Sept 22- Jan 23
 - c. Report due to AASHE March 2023
 - d. Final rating May 2023
2. Achieve Platinum STARS rating with 85% of all points May 2026
 - a. Data should reflect behavior/operations from previous 3 years and/or previous AY 24-25
 - b. Data assembled Sept 25- Jan 26
 - c. Report due to AASHE March 2026
 - d. Final rating May 2026



STARS Performance in the CSU (08/24/2022)



We are #3 in the CSU at this time

Roles & Responsibilities: distributed model



1. STARS Liaison:
Sustainability Office
(Katie, coordinator & facilitator)
1. Key Contacts
(manager for an area)
1. Reporters
(staff in an area, data gatherers)

<https://stars.aashe.org/>

The Sustainability Tracking, Assessment & Rating System
(STARS) is a transparent, self-reporting framework for colleges and universities to measure their sustainability performance.

Navigation: About STARS | Participate | Reports & Data | Resources & Support | Contact

Cal Poly Humboldt

STARS Version	Provisional STARS Rating	Provisional Score	Export
2.2	Reporter	0.00	Download

[Submit Report](#)

Progress: 0 / 5

The Institutional Characteristics section (PRE 3-5) is required to submit a report. Because this information determines the scope and context of the report and may be used to populate documentation fields in other credits, it is recommended that this section be completed first.

Credit	Status
Executive Letter	In Progress
Points of Distinction	In Progress

Introduction: 0 / 2 Progress:

Institutional Characteristics: 0 / 3 Progress:



STARS Timeline at Cal Poly Humboldt

2022- 2023

Month	Task
Aug 2022	Prep Intro Materials
Sept 2022	Kick Off Training
Sept- Dec 2022	Reporter data collection
Jan 2023	Internal Review
Feb 2023	External Review (CSU Channel Islands)
March 2023	Submittal
April 2023	Receive Final Rating



STARS PERFORMANCE

Overarching Categories	Credit Sections	2017			2020			Difference between 2017 & 2020
		Points earned	Points possible	Percent	Points earned	Points possible	Percent	
Academics	Curriculum	31.15	40	77.88%	36.19	40	90.48%	13%
	Research	12.23	18	67.94%	13.69	18	76.06%	8%
	Academics Total	43.38	58	74.79%	49.88	58	86.00%	11%
Engagement	Campus Engagement	15.94	21	75.90%	17	21	80.95%	5%
	Public Engagement	14.38	20	71.90%	13.63	20	68.15%	-4%
	Engagement Total	30.32	41	73.95%	30.63	41	74.71%	1%
Operations	Air & Climate	7.66	11	69.64%	6.57	11	59.73%	-10%
	Buildings	2.21	8	27.63%	2.25	8	28.13%	1%
	Energy	2.39	10	23.90%	2.55	10	25.50%	2%
	Food & Dining	2.64	8	33.00%	2	8	25.00%	-8%
	Grounds	0	4	0.00%	0	4	0.00%	0%
	Purchasing	5.14	6	85.67%	4.92	6	82.00%	-4%
	Transportation	3.36	7	48.00%	4.43	7	63.29%	15%
	Waste	5.85	10	58.50%	5.13	10	51.30%	-7%
	Water	4.33	6	72.17%	5.7	6	95.00%	23%
	Operations Total	33.58	70	47.97%	33.55	70	47.93%	0%
Planning & Administration	Coordination & Planning	7	8	87.50%	7.63	9	84.78%	-3%
	Diversity & Affordability	8.52	10	85.20%	7.06	10	70.60%	-15%
	Investment	4.4	7	62.86%	3.9	6	65.00%	2%
	Wellbeing & Work	4.02	7	57.43%	4.18	7	59.71%	2%
	Planning & Admin Total	23.94	32	74.81%	22.77	32	71.16%	-4%
Sub-Total **excludes Innovation		131.22	201	65.28%	136.83	201	68.07%	3%
Innovation & Leadership	Innovation Prescriptive	6	6	100.00%	6	6	100.00%	0%
	Innovation A, B, C, D	2	2	100.00%	2	2	100.00%	0%
	Total	8	8	4.00%	8	8	4.00%	0%
Total **includes Innovation				69.28%			72.07%	3%



The end

Questions? Please ask if needed!

Consider how larger campus may assist in this effort...

Katie Koscielak, kmk928@humboldt.edu, office phone 707-826-5945

My role:

- advise & coordinate our campus team
- troubleshoot data & implementation challenges
- ask other CSU's for advice
- query the STARS database for best practices
- inquire to AASHE staff for clarifying criteria
- review & submit full report

I want to empower each dept to have agency over their area / data!...

But also keep in mind I will have to defend it to reviewers.