

HUMBOLDT STATE UNIVERSITY

University Senate Written Reports, December 1, 2020

Standing Committees, Statewide Senators and Ex-officio Members

Faculty Affairs Committee:

Submitted by Mark Wilson, FAC Chair

Our regular meeting time is Wednesdays at 3 pm.

Members: Mark Wilson (Chair), Simone Aloisio, Loren Canon, Jeremiah Finley, Kirby Moss, Marissa O'Neill, Ara Pachmeyer, Edelmira Reynoso, George Wrenn.

We have started work on a faculty section of an advising policy. This will be our primary focus for the rest of this semester.

University Policies Committee:

Submitted by Rob Keever, UPC Chair

Committee Membership: Eboni Turnbow, Sherie Gordon, Deserie Donae, Troy Lescher, Rouhollah Aghasaleh, J. Brian Post (sabbatical)

Committee Membership: Eboni Turnbow, Sherie Gordon, Deserie Donae, Troy Lescher, Rouhollah Aghasaleh, J. Brian Post (sabbatical)

1. UPC will be met on 11/19/2020 and reviewed the Time, Place, and Manner (TMP) Policy from Roger Wang and Eboni Turnbow
 - a. Intro: The policy has not been updated in over a decade. CSULB updated their TMP policy and this draft merged with their ideas along with HSU concerns. This policy exists in all colleges.
 - b. Reviewed by: Kim Comet – Risk Management, Dustin CSU legal counsel
 - c. Check Ins with: Athletics, Housing, UC, Programming groups, and UPD Chief
 - d. Preamble: HSU perspective on free speech added. This is where much of the conversation started that led to the update. Legal counsel recommended we use CSULB as an example as they had a good TPM policy
 - e. Policy content changes:
 - i. Reference on animal policy on top.
 - ii. Adding table of contents to make it easier to navigate
 - iii. Whole document: is virtual space regulated on this?
 1. It is more about physical spaces

- iv. Mostly written to serve administration rather than students:
 - 1. Page 3 item H, M: (H) too broad, (M) where's the line?
 - v. With those there is issues as these are at full discretion of administration
 - vi. Aerosols and sprays?
 - 1. Item 8: 10 addresses it
 - vii. What are examples of lewd behavior?
 - 1. EX: Student exposing themselves, we need to review reason to determine outcome
 - viii. Impossible to list every type of behavior but if we try then it does not allow us to act to protect others
 - ix. What defines normal acts?
 - 1. Rouhollah and many faculty research would disrupt normal business and acts because they challenge systemic racism
 - x. Much of the language may be out of the scope of UPC or Senate as it comes down from CA Law and is taken directly from there.
 - xi. This policy is important because it does provide protections against things like racist posters
 - xii. Page 3 item H, Do we need it? It leaves things open for certain interpretation
 - xiii. Do student orgs get legal advice from DOS?
 - 1. They can meet with office coordinators to interpret policy
 - 2. Can go to legal counsel if there are concerns
 - xiv. Foundational question: What kind of students and campus do we want? Do we activists or want student who just don't disrupt
 - xv. Item 8: 5/6 masks and face shield and current pandemic issues
 - 1. Recognized area addressing current pandemic circumstances
 - xvi. Add References: Student life docs, title V
- 2. Currently the Email Policy update is up for review by stakeholders on 12/3 after ERFSA provided their recommendations. The Policy will be brought back to UPC once it is reviewed by stakeholders.
 - 3. Chair Keever has been meeting with VP Gordon, UPD Chief of Police, and AS Representatives to establish the police reform body and currently are discussing membership and goals of the group to present to Senate.
-

December 1, 2020
President and President's Administrative Team Report to University Senate

Tom Jackson, Jr., President
Sherie Cornish Gordon, CFO/VP Administration and Finance and Chief of Staff
Jason Meriwether, VP Enrollment Management
Jenn Capps, Provost and VPAA
Jane Teixeira, Director of Athletics and Recreational Sports
Frank Whitlatch, VP Advancement
Lisa Bond-Maupin, Acting Deputy Chief of Staff

Pride

Cal Poly

Humboldt State University has responded affirmatively to a recent request from the CSU and agreed to undertake a self-study toward the possibility of becoming one of just three polytechnic universities in the state, and the only in Northern California. The request came in a recent letter from Chancellor Timothy White. The Chancellor wrote, in part: "Humboldt State University is a vital institution on the North Coast and for California. The campus currently has many distinct strengths in the sciences, with a special capacity for matters pertaining to forestry, oceanography, energy, and agriculture. As we look to the needs of California in the decades ahead, programs dealing with the development and application of new knowledge in the fire sciences, aquaculture, sustainable energy, north coast crops, and environmental sustainability are among a few areas where HSU could provide world-class programs."

The self-study on the polytechnic concept, to be completed by Spring 2021, will be led by HSU Provost Jenn Capps and Lisa Bond-Maupin, currently serving as Acting Deputy Chief of Staff and Special Assistant to the President. It will build upon numerous important planning efforts currently underway at HSU, including the Strategic Plan process, Academic Road Map planning process, preparation for upcoming WSCUC accreditation visits, and others.

Polytechnic institutions traditionally feature hands-on and career-focused programs, an emphasis in STEM (Science, Technology, Engineering, Math) and applied science programs like health and agriculture, along with a strong liberal arts foundation. In the requested self-study, HSU will have a chance to build upon the collective vision from its academic and strategic planning to reimagine the polytechnic for the 21st Century. It could incorporate Humboldt State's broad expertise in sustainability, along with areas like traditional ecological knowledge, renewable technologies, equitable and ethical practices, tribal and rural community development, and more.

In many ways, HSU is the obvious candidate to become the state's third polytechnic. HSU has the highest percentage of courses with a hands-on component in the CSU, and it has the third highest percentage of students in natural resources and STEM programs (behind Cal Poly San Luis Obispo and Cal Poly Pomona). HSU also has the CSU's highest percentage of STEM graduates who go on to earn doctoral degrees, ranking 8th nationally among 660 master's level institutions.

[Full letter from CSU](#)

Campus Culture and Operations

Ombuds Service Available to All

Our HSU Ombuds Service serves to help maintain an organizational culture in which all HSU community members may thrive. Our current and experienced ombudspersons are:

Scott Paynton (ombuds@humboldt.edu)

Suzanne Pasztor (ombuds@humboldt.edu)

The HSU Ombuds service is open to all students, faculty, and staff, offering a safe place to discuss problems or issues within the University and help to identify options for addressing specific concerns and resolving conflicts. Ombudspersons treat all inquiries as confidential (except as required by law or where there appears to be imminent risk of serious harm). Ombudspersons do not take a side in disputes. Overall, Ombudspersons are advocates for fairness and equity. Learn more about this service through this new informative video: <https://youtu.be/g-yqCAPepKI>

Change Management Training for Managers

With the expertise and support of Nancy Olson, Human Resources Training Specialist, this spring the Office of the President is initiating a semester-long training series in the Prosci ADKAR approach to change management for HSU's managers. Change management is people-centered implementation and management of change initiatives. Change management aligns intention (planning) with impact (people-driven implementation).

Change management training will help prepare campus for the implementation of the new strategic plan in a way that maximizes participation and success. According to Nancy Olson, "as HSU moves through significant changes along with updated strategies and priorities due to the new strategic plan, fiscal challenges and the COVID-19 pandemic, it is vital to create a process to ensure the people impacted by these changes are informed, engaged and prepared with intention."

Change management is also highlighted in WSCUC Recommendation #3: Improve the university leadership's communication strategies and efforts across the campus, including continued transparency about HSU's budget challenges. Change management training will assist HSU in making critical choices among the myriad of campus initiatives.

This approach to implementing people-centered change management at HSU was developed to inform and guide campus leadership in their decision making. The CSU system supports change management initiatives with both technical assistance and a community of practice. Specifically, the CSU system promotes Prosci ADKAR as a preferred change management system. More information for managers is forthcoming.

HSU Foundation Purchases Craftsman Mall

The Humboldt State University Foundation recently made a new investment in local real estate, purchasing nearly 8 developable acres near campus known as Craftsman Mall.

The HSU Foundation is the non-profit organization that accepts donations and manages the endowment for the University. The property will be held as part of the endowment investments, generating income through rent paid by various small-business tenants. A local property manager will be selected to handle day-to-day oversight.

When needed, the property will be available to the University for a variety of possible uses to support students, academic programs, and campus life. In the short term, the University will be exploring the possibility of providing free satellite parking for students as well as the possibility of parking for faculty and staff.

Campaign Planning Continues

Response by donors has been strong as the University and HSU Foundation continue initial planning for a comprehensive fundraising campaign.

Multiple donors have made major commitments that will be announced in coming months. A campaign leadership committee of primarily volunteers has been meeting regularly on Zoom, and key donor priorities are being identified and clarified. And there have been multiple workshops for campus stakeholders on campaigns and major gift fundraising.

The initial planning phase for the campaign is expected to be completed by the end of December, with the quiet phase of the campaign starting in January. The public phase of the campaign is expected sometime in 2023 or 2024.

Facilities Management

Facilities continue to have an active role in the Emergency Operations Center. We have been able to support preemptive actions and reactive scenarios relative to the pandemic. We have also been actively working on select improvement projects on campus including minor remodels, preventive maintenance and custodial. Additionally, we have completed the Library and Theater Arts Seismic projects and have moved into the final work at the Library installing a fire sprinkler system as required by fire safety code. The Library Fire Sprinkler project will be complete by June 2021. Jenkins Hall Renovation will be out for bid with the new year and the Children's Center & Child Development Center Project at Trinity has achieved a major milestone with the completion of Schematic design documents, we are still on track to open Fall of 2022.

The Office of Sustainability within Facilities Management continues to make strides towards our sustainability goals and program development. We have been working with campus leadership to develop strategies to ensure we can achieve a platinum rating by our next S.T.A.R.S. submission. We are working on creating an alternate transportation subcommittee and a Zero waste coordination program in alignment with a forthcoming CSU wide sustainability policy. This will establish HSU as an early adopter of this policy and keep us on the forefront of sustainability in the CSU. The office of sustainability as well as the Humboldt Advisory Committee on Sustainability (HACS) have engaged as a vital stakeholder in the development of the Resource Stewardship & sustainability theme of the Strategic Plan. This action further includes sustainability as a core part of the university.

Community

Winter Wishes

HSU's annual [Winter Wishes program](#) is continuing this year, with 121 local children set to receive gifts.

The program is coordinated by Forever Humboldt. Through it, staff, faculty, students, and local alumni buy gifts for local children in need, based on a wish list provided by the child. In many cases, groups or offices come together to support a child together.

The effort was started by retired HSU employee Bill Clem, who for 20+ years worked with friends and colleagues to make the holidays brighter.

Coral Sea in Lights

If you've been in Old Town Eureka or Woodley Island in the evening recently, you may have seen the Coral Sea research vessel proudly lit up with green and gold holiday lights.

The new decor was added for this year's University holiday video, which will soon be sent to the campus community, alumni, and other friends. Thanks to the crew and the College of Natural Resources & Sciences for working closely with Marketing & Communications to make it happen!

**HSU University Senate
Enrollment Management Report
Monday, November 30, 2020**

Spring 20 Returning Student Registration

Currently 69% of eligible Fall 20 students have self-registered for Spring 21. This is less than 77% of Fall 19 students who registered for Spring 20 at this point in last year's cycle. Important Trends include:

	Spring 2021	Spring 2020
CAHSS	65.16%	74.79%
GNST	54.75%	65.69%
CNRS	74.28%	81.64%
CPS	68.81%	75.44%
Total	69.63%	77.35%

Hold

There are still students who have holds to resolve in order to register. Please note that the categories are not mutually exclusive so a student can have multiple holds and be counted in each hold category. This also compares us to this point in last year's cycle.

Comparison (11/30/2020 vs. 12/2/2019 – First Monday after Fall Break)

All Holds

- 22% (n=1,258) out of 5,728 fall 2020 students who are eligible for Spring 21 still have a hold.
- 15.8% (n=945) out of 6,239 fall 2019 students who were eligible for Spring 20 still had a hold.

Advising Holds

- 20.2% (n=1,158) out of 5,728 fall 2020 students eligible to register for Spring 21 have an advising hold.
- 13.4% (n=834) out of 6,239 fall 2019 students who were eligible to register for Spring 20 had an advising hold.

Financial Holds

- 4.4% (n=253) out of all 5,728 fall 2020 eligible students eligible to register for Spring 21 have a financial hold.
- 2.8% (n=177) out of 6,239 fall 2019 students who were eligible to register for Spring 20 had a financial hold.

Immunization Holds

- .3% (n=19) out of all 5,728 fall 2020 students eligible to register for Spring 21 have an immunization hold.
- 2.9% (n=184) out of 6,239 fall 2019 students who were eligible to register for Spring 20 had an immunization hold.

Please note that we only have one year of benchmark data at this point because we didn't capture these trends the same way in prior to Fall 2019.

Supporting Documents Include:

- Spring 20 Registration Detail Reports by School
- Spring 20 Registration Detail Report for All Students

Supporting Documents Include:

- Spring 20 Registration Detail Reports by School
- Spring 20 Registration Detail Report for All Students



HSU Registration Campaign (Spring 2021)

Custom Dashboard for Enrollment Management

~ Expertly Handcrafted ~
 Office of Institutional Effectiveness
 ~ Freshness Date ~
 11/30/2020 6:45:55 AM
 [EM_Registration_AllMaj]

About These Data

Data in the Strategic Data Repository (SDR) is a combination of a snapshot of the previous day's data and data captured at various points of the semester. This dashboard also captures live data extracted from Peoplesoft. The date and time shown in the freshness stamp above shows the exact extraction time for all three types of data (Census, 1 day ago, and live). Due to the use of these three sources of data, these data may not match other reports produced by OIE. Data refres..

Changes in Spring 2021 Reporting

Data in this report includes all students and all last known majors. Prior to fall 2020, only the primary major was used. Now students will be counted in all majors they have declared.

Registration Dates and Time by Registration Group

Day of the Week	Reg Group	Start Date	Start Time
Mon	PBAC Priority Groups	11/9/2020	8:15 AM
Mon	UGRD Priority Groups	11/9/2020	8:45 AM
Mon	2BA Students	11/9/2020	1:45 PM
Mon	PBAC Continuing Students	11/9/2020	2:15 PM
Tue	Continuing Senior	11/10/2020	8:15 AM
Wed	Veterans Day		
Thur	Continuing Senior	11/12/2020	8:15 AM
Thur	Continuing Junior	11/12/2020	10:15 AM
Fri	Continuing Junior	11/13/2020	8:15 AM
	Weekend		
Mon	Continuing Sophomore	11/16/2020	8:15 AM
Tue	Continuing Freshmen	11/17/2020	8:15 AM

Dropped and Withdrawn

Dropped	Not Withdrawn	Withdrawn	Grand Total
Not Dropped	5,728	1	5,729
Dropped	5		5
Grand Total	5,733	1	5,734

By default, the rest of this workbook included only students who have not dropped and have not withdrawn.

Registration Status by Registration Date

Block Enrolled	Self-registered	Dropped	Withdrawn	November							Grand Total	
				9 Monday	10 Tuesday	12 Thursday	13 Friday	16 Monday	17 Tuesday	23 Monday		30 Monday
Block Enrolled	Not Self-registered	Not Dropped	Not Withdrawn	9		1		2	82			94
			Withdrawn						1			1
Not Block Enrolled	Not Self-registered	Not Dropped	Not Withdrawn	209	293	347	213	310	242	2	51	1,667
		Dropped	Not Withdrawn		1		1	1	2			5
	Self-registered	Not Dropped	Not Withdrawn	656	999	916	563	442	390	1		3,967

Registration Status by Registration Date

				November				
				9	10	12	13	16
Block Enrolled	Self-registered	Dropped	Withdrawn	Monday	Tuesday	Thursday	Friday	Monday
Block Enrolled	Not Self-registered	Not Dropped	Not Withdrawn	9		1		2
			Withdrawn					
Not Block Enrolled	Not Self-registered	Not Dropped	Not Withdrawn	209	293	347	213	310
		Dropped	Not Withdrawn		1		1	1
	Self-registered	Not Dropped	Not Withdrawn	656	999	916	563	442

Registration Status by Registration Date

				November			Grand Total
				17	23	30	
Block Enrolled	Self-registered	Dropped	Withdrawn	Tuesday	Monday	Monday	
Block Enrolled		Not Dropped	Not Withdrawn	82			94
			Withdrawn	1			1
Not Block Enrolled	Not Self-registered	Not Dropped	Not Withdrawn	242	2	51	1,667
	Self-registered	Dropped	Not Withdrawn	2			5
		Not Dropped	Not Withdrawn	390	1		3,967

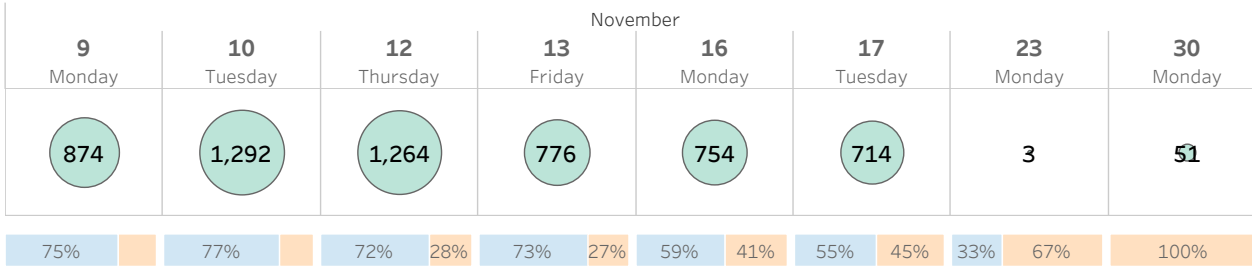


HSU Registration Campaign (Spring 2021)

Custom Dashboard for Enrollment Management

~ Expertly Handcrafted ~
 Office of Institutional Effectiveness
 ~ Freshness Date ~
 11/30/2020 6:45:55 AM
 [EM_Registration_AllMaj]

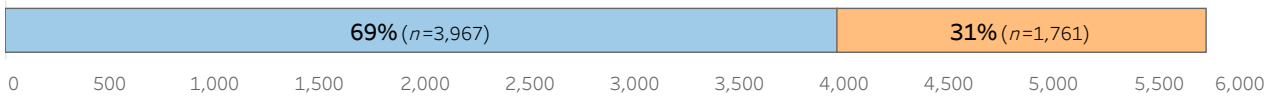
Eligible Students by Registration Day




Dashboard Filter(s)

- Admit Year: All
- Admit Term: All
- Admit Type: All
- College: All
- Department: All
- Current Athlete: All
- Housing: All
- Last Enrolled Term: All
- Class Level: Multiple values
- Dropped: Not Dropped
- Withdrawn: Not Withdrawn
- Any Hold: All

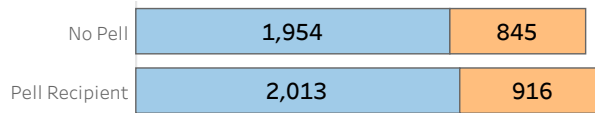
Total Count of Students Registered / Not Registered




URM Students Registered / Not Registered




Pell Students Registered / Not Registered



Academic Standing Registered / Not Registered



Grade Level Registered / Not Registered



Data Glossary

<https://ie.humboldt.edu/data-glossary>



HSU Registration Campaign (Spring 2021)


Custom Dashboard for Enrollment Management

~ Expertly Handcrafted ~
 Office of Institutional Effectiveness
 ~ Freshness Date ~
 11/30/2020 6:45:55 AM
 [EM_Registration_AllMaj]


Academic Standing

Class Level	Good	None	Probation	Reinstated	Grand Total
Freshmen	210	541	57	46	854
Junior	1,158	757	72	38	2,025
Senior	1,742	126	40	41	1,949
Sophomore	699	144	47	10	900
Grand Total	3,809	1,568	216	135	5,728

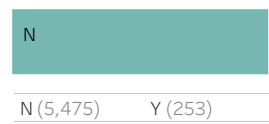
Any Hold




Advising Hold



Financial Hold



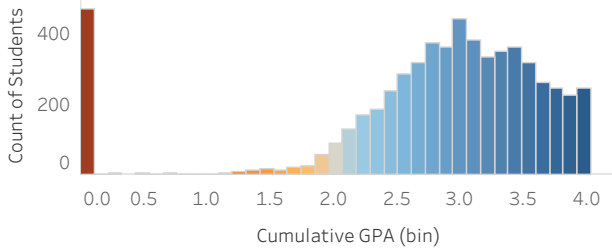
Vaccination Hold



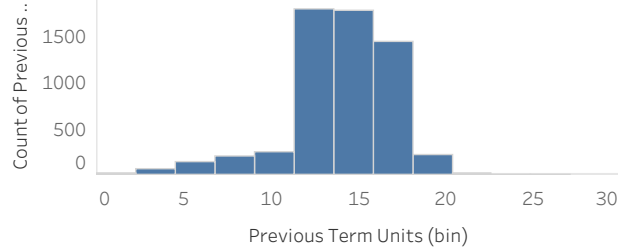
Dashboard Filter(s)

- Admit Year
All
- Admit Term
All
- Admit Type
All
- College
All
- Department
All
- Current Athlete
All
- Housing
All
- Last Enrolled Term
All
- Class Level
Multiple values
- Dropped
Not Dropped
- Withdrawn
Not Withdrawn
- Any Hold
All

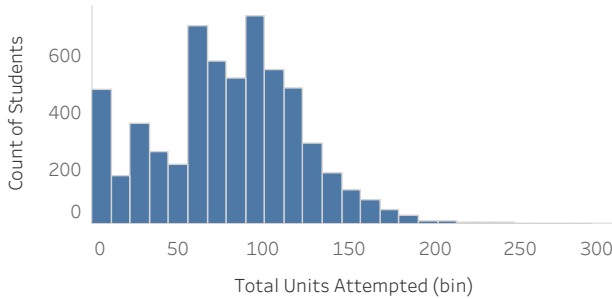
Cumulative GPA



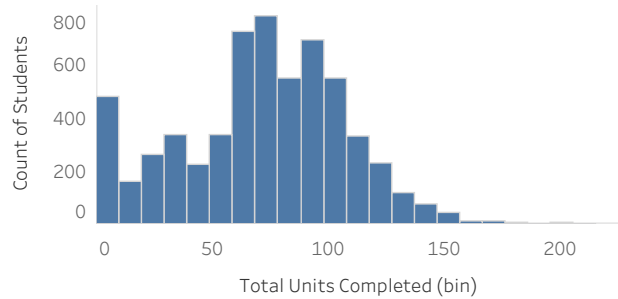
Previous Term Units



Total Units Attempted



Total Units Completed



Data Glossary

<https://ie.humboldt.edu/data-glossary>



HSU Registration Campaign (Spring 2021)

Custom Dashboard for Enrollment Management

~ Expertly Handcrafted ~
 Office of Institutional Effectiveness
 ~ Freshness Date ~
 11/30/2020 6:45:55 AM
 [EM_Registration_AllMaj]

Percent of Students Registered / Not Registered by Primary College and Department

Arts, Hum & Soc Sci

Registered / Not Registered



	Not Self-registered	Self-registered
INTL	24% (n=12)	76% (n=37)
HIST	41% (n=39)	59% (n=56)
COMM	43% (n=44)	57% (n=59)
CRGS	36% (n=20)	64% (n=35)
JMC	31% (n=24)	69% (n=54)
ENST	29% (n=41)	71% (n=99)
ANTH	35% (n=38)	65% (n=72)
ENGL	34% (n=56)	66% (n=109)
ART	30% (n=59)	70% (n=137)
SOC	34% (n=90)	66% (n=175)
POLI	34% (n=33)	66% (n=63)
PHIL	35% (n=8)	65% (n=15)
THEA	33% (n=42)	67% (n=84)
MUS	60% (n=31)	40% (n=21)
GEOG	35% (n=18)	65% (n=34)
WLC	38% (n=10)	62% (n=16)
NAS	57% (n=8)	43% (n=6)
RS	39% (n=7)	61% (n=11)

General Studies

Registered / Not Registered



	Not Self-registered	Self-regist..
UNDA	57% (n=87)	43% (n=65)

Natural Resources & Sci

Registered / Not Registered



	Not Self-registered	Self-registered
WLDF	15% (n=52)	85% (n=293)
OCN	24% (n=10)	76% (n=32)
BIOL	25% (n=183)	75% (n=559)
ENGR	31% (n=57)	69% (n=128)
CHEM	27% (n=28)	73% (n=74)
PHYX	37% (n=23)	63% (n=39)
MATH	39% (n=28)	61% (n=44)
FWM	26% (n=61)	74% (n=172)
ESM	26% (n=88)	74% (n=253)
CS	45% (n=58)	55% (n=71)
FISH	12% (n=6)	88% (n=44)
GEOG	36% (n=23)	64% (n=41)

Professional Studies

Registered / Not Registered



	Not Self-registered	Self-registered
KRA	30% (n=96)	70% (n=227)
CD	30% (n=30)	70% (n=71)
EDUC	29% (n=29)	71% (n=72)
BUS	38% (n=146)	62% (n=240)
PSYC	30% (n=148)	70% (n=349)
SW	19% (n=33)	81% (n=144)
ECON	26% (n=9)	74% (n=26)
NURS	8% (n=1)	92% (n=12)



HSU Registration Campaign (Spring 2021)

Custom Dashboard for Enrollment Management

~ Expertly Handcrafted ~
 Office of Institutional Effectiveness
 ~ Freshness Date ~
 11/30/2020 6:45:55 AM
 [EM_Registration_AllMaj]

Percent of Students Registered / Not Registered by Primary College and Major Program

Arts, Hum & Soc Sci

Registered / Not Registered



	Not Self-registered	Self-registered
ARTF	12% (n=3)	88% (n=22)
ISDS	20% (n=2)	80% (n=8)
FREN	36% (n=4)	64% (n=7)
PHIL	35% (n=8)	65% (n=15)
GEOG	35% (n=18)	65% (n=34)
INTL	24% (n=12)	76% (n=37)
SOC	36% (n=31)	64% (n=56)
EST	29% (n=41)	71% (n=99)
THEA	41% (n=14)	59% (n=20)
FILM	32% (n=26)	68% (n=56)
HIST	41% (n=39)	59% (n=56)
ENGL	34% (n=55)	66% (n=109)
COMM	43% (n=44)	57% (n=59)
ANTH	35% (n=38)	65% (n=72)
ART	33% (n=56)	67% (n=116)
PSCI	34% (n=33)	66% (n=63)
JN	31% (n=24)	69% (n=54)
SPAN	40% (n=6)	60% (n=9)
CJS	33% (n=59)	67% (n=119)
NAS	57% (n=8)	43% (n=6)
RS	39% (n=7)	61% (n=11)
RGSS	35% (n=19)	65% (n=35)
MUS	60% (n=31)	40% (n=21)
CRGS	100% (n=1)	
ENMA	100% (n=1)	

General Studies

Registered / Not Registered



	Not Self-registered	Self-registered
UNDE	57% (n=87)	43% (n=65)

Natural Resources & Sci

Registered / Not Registered



	Not Self-registered	Self-registered
GEOG	36% (n=23)	64% (n=41)
OCN	24% (n=10)	76% (n=32)
ERE	31% (n=57)	69% (n=128)
ESM	26% (n=88)	74% (n=253)
BIOL	29% (n=130)	71% (n=316)
ZOOL	18% (n=35)	82% (n=158)
WLDF	15% (n=52)	85% (n=293)
BOT	17% (n=18)	83% (n=87)
FISH	12% (n=6)	88% (n=44)
PHYX	32% (n=18)	68% (n=38)
FOR	27% (n=56)	73% (n=154)
CSCI	45% (n=58)	55% (n=71)
RRS	22% (n=5)	78% (n=18)
MATH	39% (n=28)	61% (n=44)
CHEM	27% (n=28)	73% (n=74)
PHSC	100% (n=1)	
PHYS	80% (n=4)	20% (n=1)

Professional Studies

Registered / Not Registered



	Not Self-registered	Self-registered
LSCE	38% (n=3)	63% (n=5)
SW	19% (n=33)	81% (n=144)
ECON	26% (n=9)	74% (n=26)
BA	38% (n=146)	62% (n=240)
LSEE	29% (n=29)	71% (n=72)
KIUG	28% (n=73)	72% (n=186)
PSYC	30% (n=148)	70% (n=349)
RADM	36% (n=23)	64% (n=41)
LSCD	31% (n=20)	69% (n=44)
CDFR	24% (n=7)	76% (n=22)
NRSG	8% (n=1)	92% (n=12)



HSU Registration Campaign (Spring 2021)

Custom Dashboard for Enrollment Management

~ Expertly Handcrafted ~
 Office of Institutional Effectiveness
 ~ Freshness Date ~
 11/30/2020 6:45:55 AM
 [EM_Registration_AllMaj]

About These Data

Data in the Strategic Data Repository (SDR) is a combination of a snapshot of the previous day's data and data captured at various points of the semester. This dashboard also captures live data extracted from Peoplesoft. The date and time shown in the freshness stamp above shows the exact extraction time for all three types of data (Census, 1 day ago, and live). Due to the use of these three sources of data, these data may not match other reports produced by OIE. Data refres..

Changes in Spring 2021 Reporting

Data in this report includes all students and all last known majors. Prior to fall 2020, only the primary major was used. Now students will be counted in all majors they have declared.

Registration Dates and Time by Registration Group

Day of the Week	Reg Group	Start Date	Start Time
Mon	PBAC Priority Groups	11/9/2020	8:15 AM
Mon	UGRD Priority Groups	11/9/2020	8:45 AM
Mon	2BA Students	11/9/2020	1:45 PM
Mon	PBAC Continuing Students	11/9/2020	2:15 PM
Tue	Continuing Senior	11/10/2020	8:15 AM
Wed	Veterans Day		
Thur	Continuing Senior	11/12/2020	8:15 AM
Thur	Continuing Junior	11/12/2020	10:15 AM
Fri	Continuing Junior	11/13/2020	8:15 AM
	Weekend		
Mon	Continuing Sophomore	11/16/2020	8:15 AM
Tue	Continuing Freshmen	11/17/2020	8:15 AM

Dropped and Withdrawn

Dropped	Not Withdrawn	Grand Total
Not Dropped	152	152
Grand Total	152	152

By default, the rest of this workbook included only students who have not dropped and have not withdrawn.

Registration Status by Registration Date

				November						Grand Total
Block Enrolled	Self-registered	Dropped	Withdrawn	9 Monday	12 Thursday	13 Friday	16 Monday	17 Tuesday	30 Monday	
Block Enrolled	Not Self-registered	Not Dropped	Not Withdrawn					13		13
Not Block Enrolled	Not Self-registered	Not Dropped	Not Withdrawn	9	4	6	25	27	3	74
	Self-registered	Not Dropped	Not Withdrawn	19		3	9	34		65

Registration Status by Registration Date

				November				
				9	12	13	16	17
Block Enrolled	Self-registered	Dropped	Withdrawn	Monday	Thursday	Friday	Monday	Tuesday
Block Enroll..	Not Self-registered	Not Dropped	Not Withdrawn					13
Not Block	Not Self-registered	Not Dropped	Not Withdrawn	9	4	6	25	27
Enrolled	Self-registered	Not Dropped	Not Withdrawn	19		3	9	34

Registration Status by Registration Date

				November 30 Monday	Grand Total
Block Enrolled	Self-registered	Dropped	Withdrawn		
Block Enroll..	Not Self-registered	Not Dropped	Not Withdrawn		13
Not Block	Not Self-registered	Not Dropped	Not Withdrawn	3	74
Enrolled	Self-registered	Not Dropped	Not Withdrawn		65

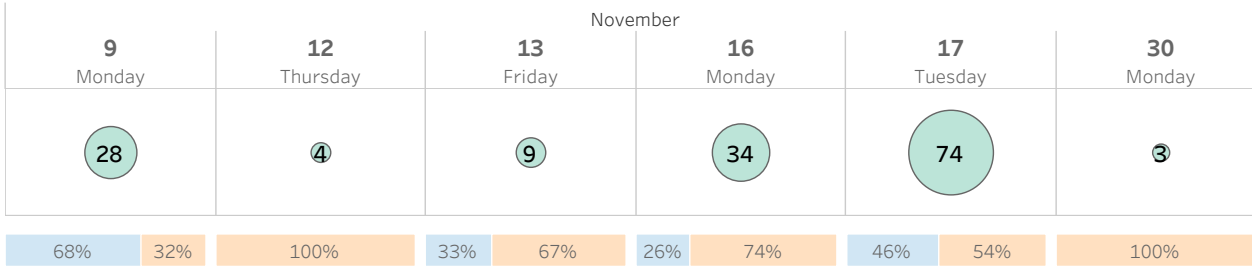


HSU Registration Campaign (Spring 2021)

Custom Dashboard for Enrollment Management

~ Expertly Handcrafted ~
 Office of Institutional Effectiveness
 ~ Freshness Date ~
 11/30/2020 6:45:55 AM
 [EM_Registration_AllMaj]

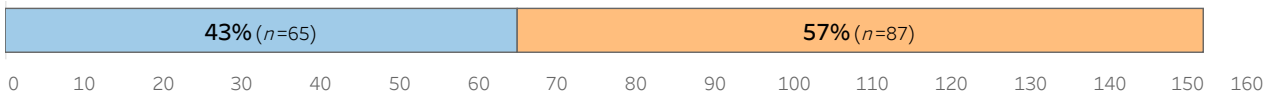
Eligible Students by Registration Day



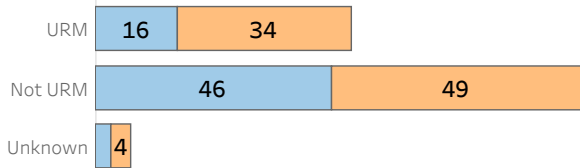
Dashboard Filter(s)

- Admit Year: All
- Admit Term: All
- Admit Type: All
- College: General Studies
- Department: All
- Current Athlete: All
- Housing: All
- Last Enrolled Term: All
- Class Level: Multiple values
- Dropped: Not Dropped
- Withdrawn: Not Withdrawn
- Any Hold: All


Total Count of Students Registered / Not Registered



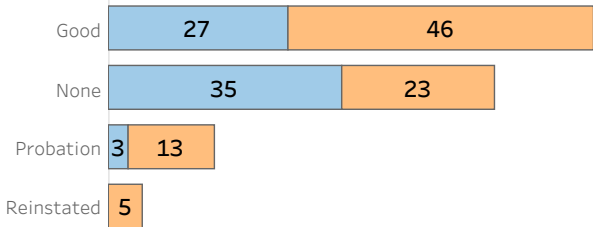
URM Students Registered / Not Registered



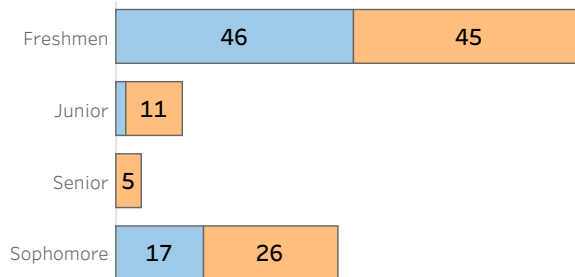
Pell Students Registered / Not Registered



Academic Standing Registered / Not Registered



Grade Level Registered / Not Registered



Data Glossary

<https://ie.humboldt.edu/data-glossary>



HSU Registration Campaign (Spring 2021)

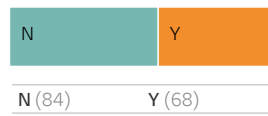
Custom Dashboard for Enrollment Management

~ Expertly Handcrafted ~
 Office of Institutional Effectiveness
 ~ Freshness Date ~
 11/30/2020 6:45:55 AM
 [EM_Registration_AllMaj]

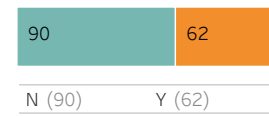
Academic Standing

Class Level	Good	None	Probation	Reinstated	Grand Total
Freshmen	24	50	12	5	91
Junior	8	5			13
Senior	4		1		5
Sophomore	37	3	3		43
Grand Total	73	58	16	5	152

Any Hold



Advising Hold



Financial Hold



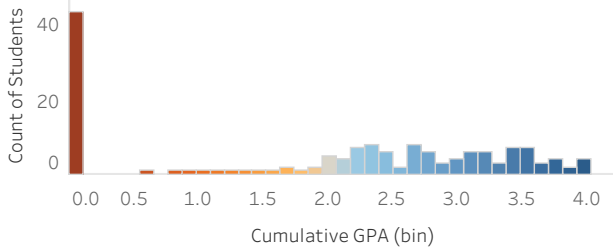
Vaccination Hold



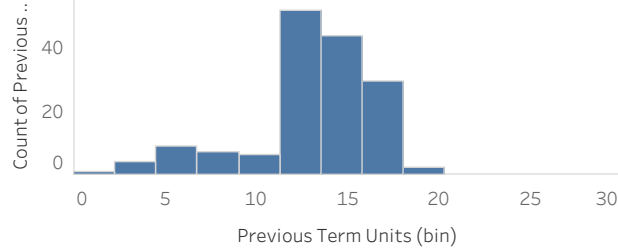
Dashboard Filter(s)

- Admit Year: All
- Admit Term: All
- Admit Type: All
- College: General Studies
- Department: All
- Current Athlete: All
- Housing: All
- Last Enrolled Term: All
- Class Level: Multiple values
- Dropped: Not Dropped
- Withdrawn: Not Withdrawn
- Any Hold: All

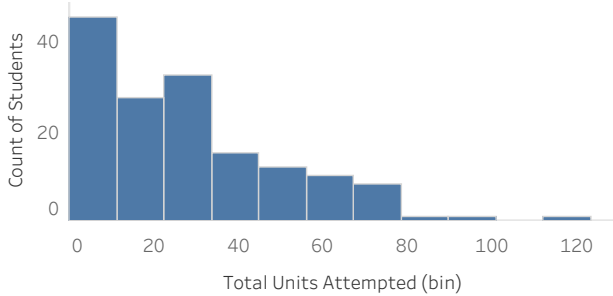
Cumulative GPA



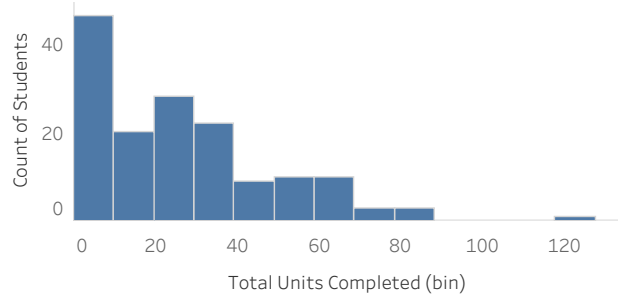
Previous Term Units



Total Units Attempted



Total Units Completed



Data Glossary

<https://ie.humboldt.edu/data-glossary>



HSU Registration Campaign (Spring 2021)

Custom Dashboard for Enrollment Management

~ Expertly Handcrafted ~
 Office of Institutional Effectiveness
 ~ Freshness Date ~
 11/30/2020 6:45:55 AM
 [EM_Registration_AllMaj]

Percent of Students Registered / Not Registered by Primary College and Department

Arts, Hum & Soc Sci
 Registered / Not Registered

General Studies
 Registered / Not Registered

Natural Resources & Sci
 Registered / Not Registered

Professional Studies
 Registered / Not Registered



	Not Self-registered	Self-registered
UNDA	57% (n=87)	43% (n=65)



HSU Registration Campaign (Spring 2021)

Custom Dashboard for Enrollment Management

~ Expertly Handcrafted ~
 Office of Institutional Effectiveness
 ~ Freshness Date ~
 11/30/2020 6:45:55 AM
 [EM_Registration_AllMaj]

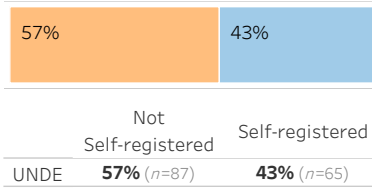
Percent of Students Registered / Not Registered by Primary College and Major Program

Arts, Hum & Soc Sci
 Registered / Not Registered

General Studies
 Registered / Not Registered

Natural Resources & Sci
 Registered / Not Registered

Professional Studies
 Registered / Not Registered





HSU Registration Campaign (Spring 2021)

Custom Dashboard for Enrollment Management

~ Expertly Handcrafted ~
 Office of Institutional Effectiveness
 ~ Freshness Date ~
 11/30/2020 6:45:55 AM
 [EM_Registration_AllMaj]

About These Data

Data in the Strategic Data Repository (SDR) is a combination of a snapshot of the previous day's data and data captured at various points of the semester. This dashboard also captures live data extracted from Peoplesoft. The date and time shown in the freshness stamp above shows the exact extraction time for all three types of data (Census, 1 day ago, and live). Due to the use of these three sources of data, these data may not match other reports produced by OIE. Data refres..

Changes in Spring 2021 Reporting

Data in this report includes all students and all last known majors. Prior to fall 2020, only the primary major was used. Now students will be counted in all majors they have declared.

Registration Dates and Time by Registration Group

Day of the Week	Reg Group	Start Date	Start Time
Mon	PBAC Priority Groups	11/9/2020	8:15 AM
Mon	UGRD Priority Groups	11/9/2020	8:45 AM
Mon	2BA Students	11/9/2020	1:45 PM
Mon	PBAC Continuing Students	11/9/2020	2:15 PM
Tue	Continuing Senior	11/10/2020	8:15 AM
Wed	Veterans Day		
Thur	Continuing Senior	11/12/2020	8:15 AM
Thur	Continuing Junior	11/12/2020	10:15 AM
Fri	Continuing Junior	11/13/2020	8:15 AM
	Weekend		
Mon	Continuing Sophomore	11/16/2020	8:15 AM
Tue	Continuing Freshmen	11/17/2020	8:15 AM

Dropped and Withdrawn

Dropped	Not Withdrawn	Withdrawn	Grand Total
Not Dropped	1,624	1	1,625
Dropped	2		2
Grand Total	1,626	1	1,627

By default, the rest of this workbook included only students who have not dropped and have not withdrawn.

Registration Status by Registration Date

				November							Grand Total	
Block Enrolled	Self-registered	Dropped	Withdrawn	9 Monday	10 Tuesday	12 Thursday	13 Friday	16 Monday	17 Tuesday	23 Monday		30 Monday
Block Enrolled	Not Self-registered	Not Dropped	Not Withdrawn	2		1		1	19			23
			Withdrawn						1			1
Not Block Enrolled	Not Self-registered	Not Dropped	Not Withdrawn	64	100	138	72	93	65	1	16	549
		Dropped	Not Withdrawn				1		1			2
	Self-registered	Not Dropped	Not Withdrawn	148	235	279	169	138	82	1		1,052

Registration Status by Registration Date

				November				
				9	10	12	13	16
Block Enrolled	Self-registered	Dropped	Withdrawn	Monday	Tuesday	Thursday	Friday	Monday
Block Enrolled	Not Self-registered	Not Dropped	Not Withdrawn	2		1		1
			Withdrawn					
Not Block Enrolled	Not Self-registered	Not Dropped	Not Withdrawn	64	100	138	72	93
		Dropped	Not Withdrawn				1	
	Self-registered	Not Dropped	Not Withdrawn	148	235	279	169	138

Registration Status by Registration Date

				November			Grand Total
				17	23	30	
Block Enrolled	Self-registered	Dropped	Withdrawn	Tuesday	Monday	Monday	
Block Enrolled		Not Dropped	Not Withdrawn	19			23
		Not Self-registered	Withdrawn	1			1
Not Block Enrolled	Not Self-registered	Not Dropped	Not Withdrawn	65	1	16	549
	Self-registered	Dropped	Not Withdrawn	1			2
		Not Dropped	Not Withdrawn	82	1		1,052

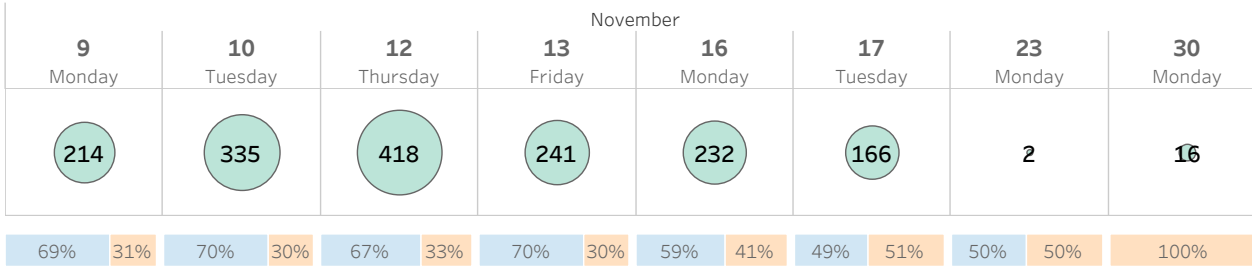


HSU Registration Campaign (Spring 2021)

Custom Dashboard for Enrollment Management

~ Expertly Handcrafted ~
 Office of Institutional Effectiveness
 ~ Freshness Date ~
 11/30/2020 6:45:55 AM
 [EM_Registration_AllMaj]

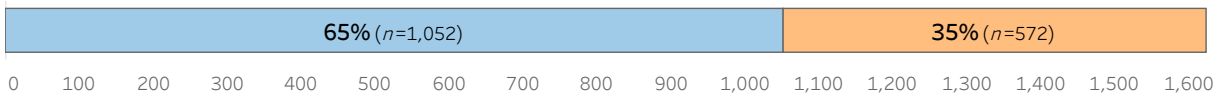
Eligible Students by Registration Day



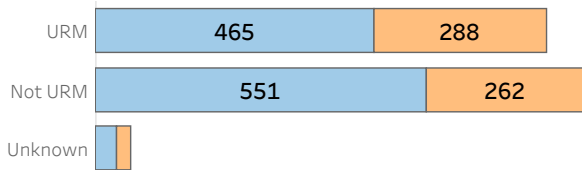
Dashboard Filter(s)

- Admit Year: All
- Admit Term: All
- Admit Type: All
- College: Arts, Hum & Soc Sci
- Department: All
- Current Athlete: All
- Housing: All
- Last Enrolled Term: All
- Class Level: Multiple values
- Dropped: Not Dropped
- Withdrawn: Not Withdrawn
- Any Hold: All


Total Count of Students Registered / Not Registered




URM Students Registered / Not Registered



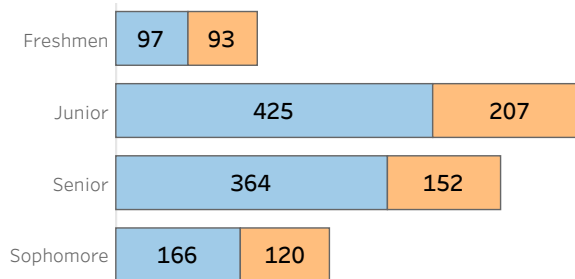
Pell Students Registered / Not Registered



Academic Standing Registered / Not Registered



Grade Level Registered / Not Registered



Data Glossary

<https://ie.humboldt.edu/data-glossary>



HSU Registration Campaign (Spring 2021)


Custom Dashboard for Enrollment Management

~ Expertly Handcrafted ~
 Office of Institutional Effectiveness
 ~ Freshness Date ~
 11/30/2020 6:45:55 AM
 [EM_Registration_AllMaj]

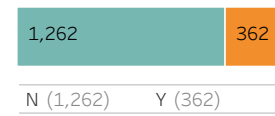
Academic Standing

Class Level	Good	None	Probation	Reinstated	Grand Total
Freshmen	46	119	11	14	190
Junior	368	225	28	11	632
Senior	463	29	12	12	516
Sophomore	225	43	15	3	286
Grand Total	1,102	416	66	40	1,624


Any Hold




Advising Hold



Financial Hold



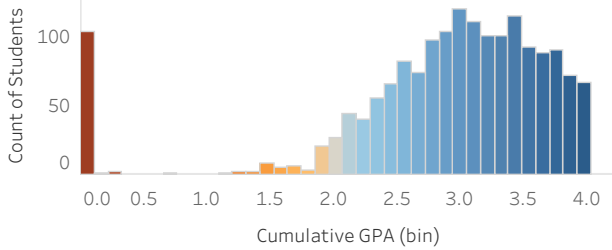
Vaccination Hold



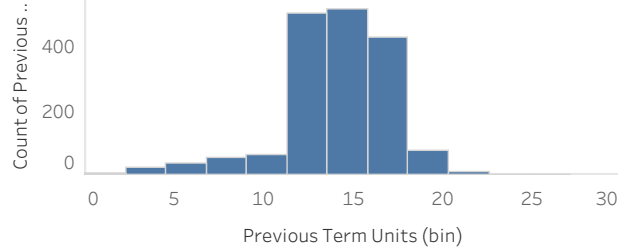
Dashboard Filter(s)

- Admit Year: All
- Admit Term: All
- Admit Type: All
- College: Arts, Hum & Soc Sci
- Department: All
- Current Athlete: All
- Housing: All
- Last Enrolled Term: All
- Class Level: Multiple values
- Dropped: Not Dropped
- Withdrawn: Not Withdrawn
- Any Hold: All

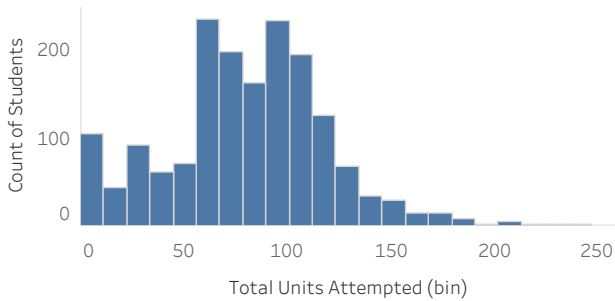
Cumulative GPA



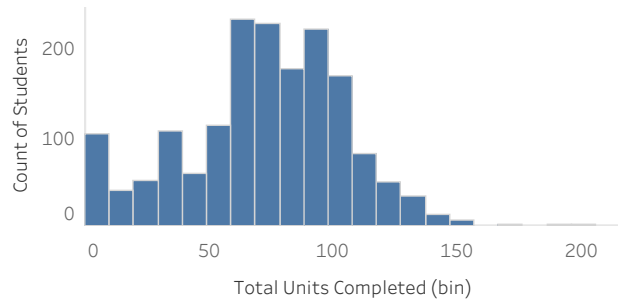
Previous Term Units



Total Units Attempted



Total Units Completed



Data Glossary

<https://ie.humboldt.edu/data-glossary>



HSU Registration Campaign (Spring 2021)

Custom Dashboard for Enrollment Management

~ Expertly Handcrafted ~
 Office of Institutional Effectiveness
 ~ Freshness Date ~
 11/30/2020 6:45:55 AM
 [EM_Registration_AllMaj]

Percent of Students Registered / Not Registered by Primary College and Department

Arts, Hum & Soc Sci Registered / Not Registered



General Studies Registered / Not Registered

Natural Resources & Sci Registered / Not Registered

Professional Studies Registered / Not Registered

	Not Self-registered	Self-registered
INTL	24% (n=12)	76% (n=37)
HIST	41% (n=39)	59% (n=56)
COMM	43% (n=44)	57% (n=59)
CRGS	36% (n=20)	64% (n=35)
JMC	31% (n=24)	69% (n=54)
ENST	29% (n=41)	71% (n=99)
ANTH	35% (n=38)	65% (n=72)
ENGL	34% (n=56)	66% (n=109)
ART	30% (n=59)	70% (n=137)
SOC	34% (n=90)	66% (n=175)
POLI	34% (n=33)	66% (n=63)
PHIL	35% (n=8)	65% (n=15)
THEA	33% (n=42)	67% (n=84)
MUS	60% (n=31)	40% (n=21)
GEOG	35% (n=18)	65% (n=34)
WLC	38% (n=10)	62% (n=16)
NAS	57% (n=8)	43% (n=6)
RS	39% (n=7)	61% (n=11)



HSU Registration Campaign (Spring 2021)

Custom Dashboard for Enrollment Management

~ Expertly Handcrafted ~
 Office of Institutional Effectiveness
 ~ Freshness Date ~
 11/30/2020 6:45:55 AM
 [EM_Registration_AllMaj]

Percent of Students Registered / Not Registered by Primary College and Major Program

Arts, Hum & Soc Sci Registered / Not Registered



General Studies Registered / Not Registered

Natural Resources & Sci Registered / Not Registered

Professional Studies Registered / Not Registered

	Not Self-registered	Self-registered
ARTF	12% (n=3)	88% (n=22)
ISDS	20% (n=2)	80% (n=8)
FREN	36% (n=4)	64% (n=7)
PHIL	35% (n=8)	65% (n=15)
GEOG	35% (n=18)	65% (n=34)
INTL	24% (n=12)	76% (n=37)
SOC	36% (n=31)	64% (n=56)
EST	29% (n=41)	71% (n=99)
THEA	41% (n=14)	59% (n=20)
FILM	32% (n=26)	68% (n=56)
HIST	41% (n=39)	59% (n=56)
ENGL	34% (n=55)	66% (n=109)
COMM	43% (n=44)	57% (n=59)
ANTH	35% (n=38)	65% (n=72)
ART	33% (n=56)	67% (n=116)
PSCI	34% (n=33)	66% (n=63)
JN	31% (n=24)	69% (n=54)
SPAN	40% (n=6)	60% (n=9)
CJS	33% (n=59)	67% (n=119)
NAS	57% (n=8)	43% (n=6)
RS	39% (n=7)	61% (n=11)
RGSS	35% (n=19)	65% (n=35)
MUS	60% (n=31)	40% (n=21)
CRGS	100% (n=1)	
ENMA	100% (n=1)	

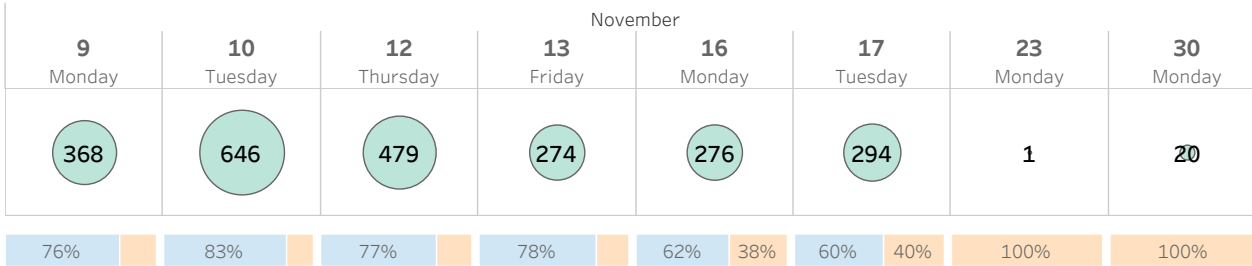


HSU Registration Campaign (Spring 2021)

Custom Dashboard for Enrollment Management

~ Expertly Handcrafted ~
 Office of Institutional Effectiveness
 ~ Freshness Date ~
 11/30/2020 6:45:55 AM
 [EM_Registration_AllMaj]

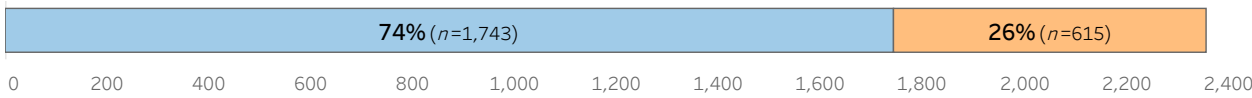
Eligible Students by Registration Day




Dashboard Filter(s)

- Admit Year: All
- Admit Term: All
- Admit Type: All
- College: Natural Resources & Sci
- Department: All
- Current Athlete: All
- Housing: All
- Last Enrolled Term: All
- Class Level: Multiple values
- Dropped: Not Dropped
- Withdrawn: Not Withdrawn
- Any Hold: All

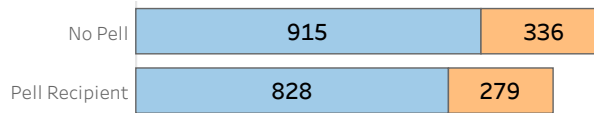
Total Count of Students Registered / Not Registered




URM Students Registered / Not Registered



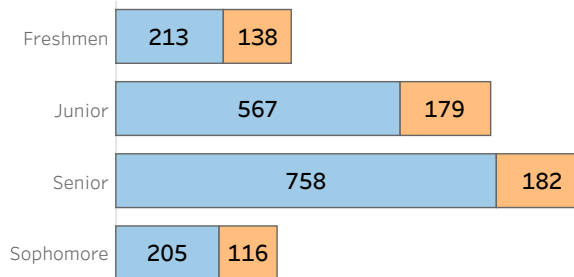
Pell Students Registered / Not Registered



Academic Standing Registered / Not Registered



Grade Level Registered / Not Registered



Data Glossary

<https://ie.humboldt.edu/data-glossary>



HSU Registration Campaign (Spring 2021)

Custom Dashboard for Enrollment Management

~ Expertly Handcrafted ~
 Office of Institutional Effectiveness
 ~ Freshness Date ~
 11/30/2020 6:45:55 AM
 [EM_Registration_AllMaj]

About These Data

Data in the Strategic Data Repository (SDR) is a combination of a snapshot of the previous day's data and data captured at various points of the semester. This dashboard also captures live data extracted from Peoplesoft. The date and time shown in the freshness stamp above shows the exact extraction time for all three types of data (Census, 1 day ago, and live). Due to the use of these three sources of data, these data may not match other reports produced by OIE. Data refres..

Changes in Spring 2021 Reporting

Data in this report includes all students and all last known majors. Prior to fall 2020, only the primary major was used. Now students will be counted in all majors they have declared.

Registration Dates and Time by Registration Group

Day of the Week	Reg Group	Start Date	Start Time
Mon	PBAC Priority Groups	11/9/2020	8:15 AM
Mon	UGRD Priority Groups	11/9/2020	8:45 AM
Mon	2BA Students	11/9/2020	1:45 PM
Mon	PBAC Continuing Students	11/9/2020	2:15 PM
Tue	Continuing Senior	11/10/2020	8:15 AM
Wed	Veterans Day		
Thur	Continuing Senior	11/12/2020	8:15 AM
Thur	Continuing Junior	11/12/2020	10:15 AM
Fri	Continuing Junior	11/13/2020	8:15 AM
	Weekend		
Mon	Continuing Sophomore	11/16/2020	8:15 AM
Tue	Continuing Freshmen	11/17/2020	8:15 AM

Dropped and Withdrawn

Dropped	Not Withdrawn	Grand Total
Not Dropped	1,630	1,630
Dropped	2	2
Grand Total	1,632	1,632

By default, the rest of this workbook included only students who have not dropped and have not withdrawn.

Registration Status by Registration Date

				November							Grand Total
Block Enrolled	Self-registered	Dropped	Withdrawn	9 Monday	10 Tuesday	12 Thursday	13 Friday	16 Monday	17 Tuesday	30 Monday	
Block Enrolled	Not Self-registered	Not Dropped	Not Withdrawn	4					24		28
	Self-registered	Not Dropped	Not Withdrawn	53	83	94	75	89	58	12	464
Not Block Enrolled	Self-registered	Dropped	Not Withdrawn					1	1		2
		Not Dropped	Not Withdrawn	217	243	275	179	126	98		1,138

Registration Status by Registration Date

				November				
				9	10	12	13	16
Block Enrolled	Self-registered	Dropped	Withdrawn	Monday	Tuesday	Thursday	Friday	Monday
Block Enroll..	Not Self-registered	Not Dropped	Not Withdrawn	4				
Not Block Enrolled	Not Self-registered	Not Dropped	Not Withdrawn	53	83	94	75	89
	Self-registered	Dropped	Not Withdrawn					1
		Not Dropped	Not Withdrawn	217	243	275	179	126

Registration Status by Registration Date

				November		Grand Total
				17	30	
Block Enrolled	Self-registered	Dropped	Withdrawn	Tuesday	Monday	
Block Enroll..	Not Self-registered	Not Dropped	Not Withdrawn	24		28
Not Block Enrolled	Not Self-registered	Not Dropped	Not Withdrawn	58	12	464
	Self-registered	Dropped	Not Withdrawn	1		2
		Not Dropped	Not Withdrawn	98		1,138

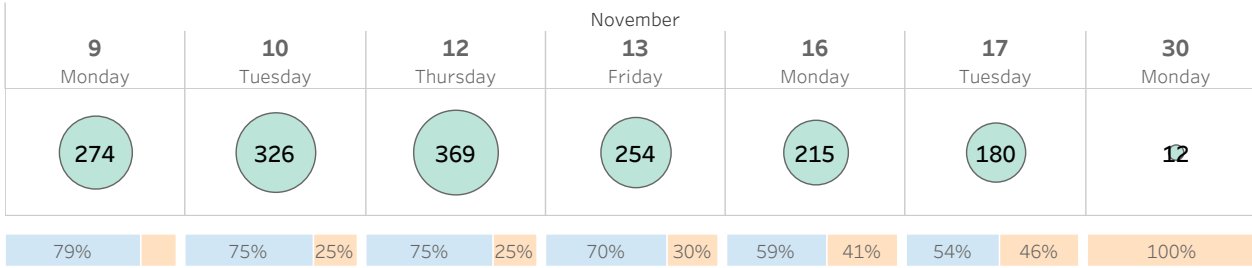


HSU Registration Campaign (Spring 2021)

Custom Dashboard for Enrollment Management

~ Expertly Handcrafted ~
 Office of Institutional Effectiveness
 ~ Freshness Date ~
 11/30/2020 6:45:55 AM
 [EM_Registration_AllMaj]

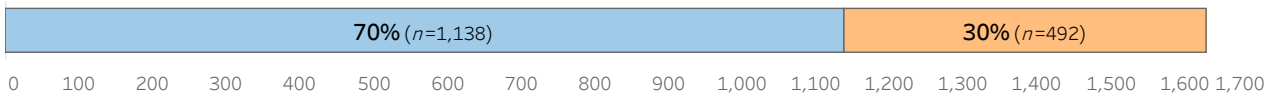
Eligible Students by Registration Day




Dashboard Filter(s)

- Admit Year: All
- Admit Term: All
- Admit Type: All
- College: Professional Studies
- Department: All
- Current Athlete: All
- Housing: All
- Last Enrolled Term: All
- Class Level: Multiple values
- Dropped: Not Dropped
- Withdrawn: Not Withdrawn
- Any Hold: All

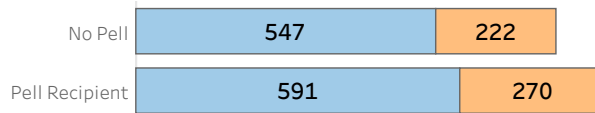
Total Count of Students Registered / Not Registered




URM Students Registered / Not Registered



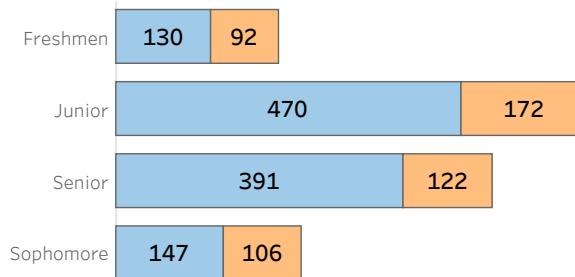
Pell Students Registered / Not Registered



Academic Standing Registered / Not Registered



Grade Level Registered / Not Registered



Data Glossary

<https://ie.humboldt.edu/data-glossary>



HSU Registration Campaign (Spring 2021)

Custom Dashboard for Enrollment Management

~ Expertly Handcrafted ~
 Office of Institutional Effectiveness
 ~ Freshness Date ~
 11/30/2020 6:45:55 AM
 [EM_Registration_AllMaj]


Academic Standing

Class Level	Good	None	Probation	Reinstated	Grand Total
Freshmen	52	143	18	9	222
Junior	355	247	23	17	642
Senior	468	31	7	7	513
Sophomore	190	47	11	5	253
Grand Total	1,065	468	59	38	1,630

Any Hold



Advising Hold



Financial Hold



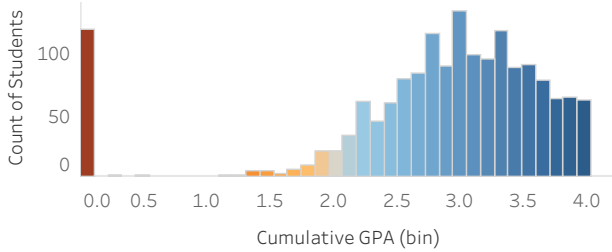
Vaccination Hold



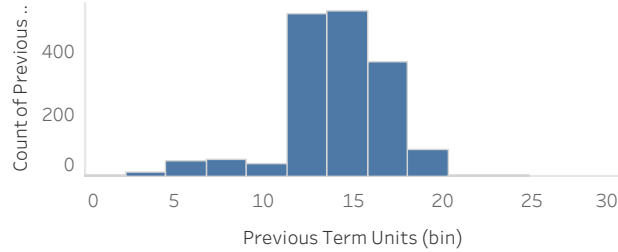
Dashboard Filter(s)

- Admit Year
All
- Admit Term
All
- Admit Type
All
- College
Professional Studies
- Department
All
- Current Athlete
All
- Housing
All
- Last Enrolled Term
All
- Class Level
Multiple values
- Dropped
Not Dropped
- Withdrawn
Not Withdrawn
- Any Hold
All

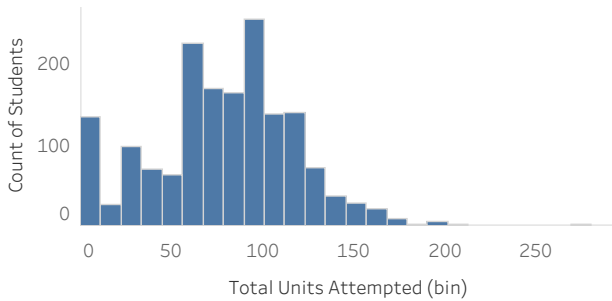
Cumulative GPA



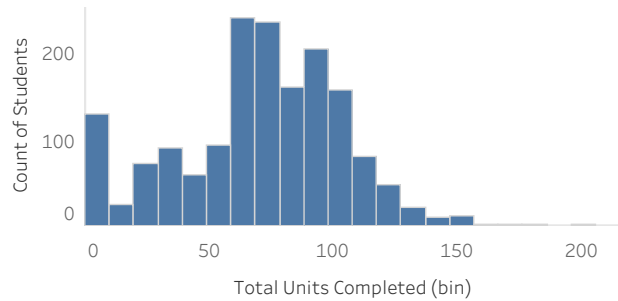
Previous Term Units



Total Units Attempted



Total Units Completed



Data Glossary

<https://ie.humboldt.edu/data-glossary>



HSU Registration Campaign (Spring 2021)

Custom Dashboard for Enrollment Management

~ Expertly Handcrafted ~
 Office of Institutional Effectiveness
 ~ Freshness Date ~
 11/30/2020 6:45:55 AM
 [EM_Registration_AllMaj]

Percent of Students Registered / Not Registered by Primary College and Department

Arts, Hum & Soc Sci
 Registered / Not Registered

General Studies
 Registered / Not Registered

Natural Resources & Sci
 Registered / Not Registered

Professional Studies
 Registered / Not Registered



	Not Self-registered	Self-registered
KRA	30% (n=96)	70% (n=227)
CD	30% (n=30)	70% (n=71)
EDUC	29% (n=29)	71% (n=72)
BUS	38% (n=146)	62% (n=240)
PSYC	30% (n=148)	70% (n=349)
SW	19% (n=33)	81% (n=144)
ECON	26% (n=9)	74% (n=26)
NURS	8% (n=1)	92% (n=12)



HSU Registration Campaign (Spring 2021)

Custom Dashboard for Enrollment Management

~ Expertly Handcrafted ~
 Office of Institutional Effectiveness
 ~ Freshness Date ~
 11/30/2020 6:45:55 AM
 [EM_Registration_AllMaj]

Percent of Students Registered / Not Registered by Primary College and Major Program

Arts, Hum & Soc Sci
 Registered / Not Registered

General Studies
 Registered / Not Registered

Natural Resources & Sci
 Registered / Not Registered

Professional Studies
 Registered / Not Registered

	70%	30%
	Not Self-registered	
	Self-registered	Not Self-registered
LSCE	38% (n=3)	63% (n=5)
SW	19% (n=33)	81% (n=144)
ECON	26% (n=9)	74% (n=26)
BA	38% (n=146)	62% (n=240)
LSEE	29% (n=29)	71% (n=72)
KIUG	28% (n=73)	72% (n=186)
PSYC	30% (n=148)	70% (n=349)
RADM	36% (n=23)	64% (n=41)
LSCD	31% (n=20)	69% (n=44)
CDFR	24% (n=7)	76% (n=22)
NRSG	8% (n=1)	92% (n=12)