

HUMBOLDT STATE UNIVERSITY

University Senate Written Reports, November 30, 2021

Standing Committees, Statewide Senators and Ex-officio Members

Academic Policies Committee:

Submitted by Maxwell Schnurer, APC Chair

Report back

- APC met on Nov 15 to review suggested changes for the minors/academic credit granting (ACG) certificates/concentrations policy.
- Several substantive changes were made to address concerns and a few edits for clarity were made.
- Expectations for minors and ACG Certificates being proposed were clarified, clarification of ACG Certificates and the role of matriculated students, definitions from 1099 were added, GPA expectations for minors was adjusted to be in line w/ registrar suggestions, example from the education code 89708 were added to help make more clear the distinctions between ACG certificates and minors, Added enrollment and policy clarification on courses only for minors, ACG certificates added to assessment/ review process.
- APC chair checked in with CEEGE for clarification about policy language and assessment standards for self support
- APC chair meet with other senators to get feedback and share proposed changes.

Feedback requested! If you have feedback or suggested changes for the syllabus policy please email the chair of APC. Current policy is here:

<https://policy.humboldt.edu/course-syllabus-policy>

Constitution and Bylaws Committee:

Submitted by Chelsea Teale, CBC Chair

The CBC met on 11/29/2021 to review changes to the faculty handbook in terms of the University Center reorganization and SenEx membership. Pending one further review (based on feedback from a UC affiliate), the committee should have a finalized draft of those handbook sections to present to the senate early in the spring.

Our spring agenda includes handbook revisions related to name changes to the Student Activities Center and the university as a whole. Both new names should be formalized early in the semester, and we will have worked on draft handbook changes over break in order to take swift action.

We have a plan to continue the Committee Directory Initiative. The first step will occur prior to and during our December meeting, and continue in the spring (e.g., comparing the draft master list of committees to the handbook and organizing the master list into coherent categories).

Faculty Affairs Committee:

Submitted by Marissa O'Neill, FAC Chair

The Committee meets on Mondays at 11:00am-12:00pm.

FAC met on November 29th.

The committee had previously met with the Faculty Awards Committee to discuss the Faculty Awards policy and suggested changes. Previous reports from the Faculty Awards Committee were reviewed. In the November 29th meeting the FAC committee discussed areas to change including language to use and reviewed examples from other Awarding bodies.

Integrated Curriculum Committee:

Submitted by Jill Anderson, ICC Chair

Regular meeting times are Tuesdays from 9-11am with the Full ICC and ICC Subcommittee meeting on alternate weeks.

ICC Members:

Ramesh Adhikari, Jill Anderson (ICC/APC Chair), Brad Ballinger, Kayla Begay, Vincent Biondo, Carmen Bustos-Works, Christine Cass, Eden Donahue, Bella Gray (Curriculum Coordinator), Lucy Kerhoulas (CDC Chair), Heather Madar, Bori Mazzag, Cindy Moyer, Marissa Ramsier, Clint Rebik, Cutcha Risling-Baldy, Marisol Ruiz-Gonzalez, Maxwell Schnurer (APC Chair), Justus Ortega, Jenni Robinson, Sheila Rocker-Heppe, Lisa Termain (GEAR Chair), Mary Watson (administrative coordinator), Mark Wicklund, George Wrenn, and Rick Zechman

Current Vacancies: Graduate Council representative, Student representatives (2)

Subcommittee Reports

- **Academic Policies Committee (APC)** Edits were continued on the Minors, Certificates, and Concentrations policy based on feedback in preparation for a second reading in the Senate. The syllabus policy is also being reviewed and feedback is welcomed by Dr. Schnurer.
- **Academic Program and Planning Subcommittee (APPC)** The APPC discussed the Cannabis Studies Policy and previewed the e-learning policy.
- **Course and Degree Change Subcommittee (CDC)** The CDC continues to review proposals in curriculum at an efficient rate, moving through large packets of connected proposals before the catalog deadline.
- **General Education and All University Requirements (GEAR) and Assessment Subcommittee** The GEAR committee continues to review GEAR related proposals in the queue and progress the full certification process for the Area F courses provided emergency designation last AY.

Cannabis Studies Proposal Discussion. Joshua Meisel and Dominic Corva joined the ICC for a discussion of the Cannabis Studies proposal. During this discussion, Josh and Dominic responded to questions and thoughts from the ICC based on the subcommittees reviews of the proposal. Discussion items included course detail adjustments (e.g. c-classifications) and thoughtful responses on the bigger picture of how the program fits in at HSU, community connections, and what unique learning experiences it will offer students. Some additional changes to the documentation are occurring and a vote of the full ICC is expected at the next meeting.

E-learning Policy. Julie Alderson joined us to discuss the first draft of the new e-learning policy. Rich discussion about the future of long-term online learning at HSU was had in talking about the larger scope and specific details needed in this policy. The discussion identified three needed components to support a strong e-learning culture, the e-learning policy, an implementation plan, and a resource needs analysis and document. As work on this policy continues, the ICC plans to apply an equity lens to the work and employ a framework that supports efforts in a holistic and collaborative way with engagement and feedback across campus. Thanks and appreciation to Julie Alderson and Enoch Hale for their thoughtful and responsive work in drafting this policy.

University Policies Committee:

Submitted by George Wrenn, UPC Chair

The Committee has been charged with supporting a revision of the current Grievance Policy as it relates to Grade Appeals, with the goal having an updated policy in place for Fall 2022. The Committee will be working with Drs. Carmen Bustos-Works and Jason Meriwether.

President and President's Administrative Team Report to University Senate

Tom Jackson, Jr., President
Sherie C. Gordon, Chief of Staff
Shahrooz Roohparvar, CFO/VP Administration and Finance
Jason Meriwether, VP Enrollment Management
Jenn Capps, Provost and VPAA
Cooper Jones, Executive Director of Athletics and Recreational Sports
Frank Whitlatch, VP Advancement
Lisa Bond-Maupin, Deputy Chief of Staff (Editor)

People

The Department of **Human Resources** is happy to announce the appointment of **Interim AVP, Bruce Curl**. Interim AVP Curl was appointed from The Registry and began his work at HSU on November 29th. Welcome Mr. Curl and thank you for your service.

We wish to thank **David Hickcox** for his excellent work and leadership as the Interim AVP of Human Resources. During his time in Human Resources, David helped restructure the area and improve many processes for the University. David will be returning to the good work of the Title IX team as of November 29, and continuing to be a resource for the leadership transition.

Inclusive HSU

Please find the **ODEI Pathways November Newsletter** [here](#) for your review. Thanks to Dr. Ndura and the entire ODEI staff and partners for their work on this.

Research and Creative Projects for Equity and Justice: Funding Opportunities Available Now!
Deadlines: Complete Institutional Routing packets must be received by 5:00 pm on February 15, 2022.
Complete applications must be submitted in [HSU's InfoReady](#) portal by 5:00 pm on February 28, 2022.

Funded by Humboldt State University Sponsored Programs Foundation (HSU SPF), this initiative supports research and scholarship that benefits historically marginalized communities served by Humboldt State University, with a focus on black, indigenous, and other people of color

(BIPOC). This new internal funding opportunity is focused on supporting research, scholarship, and creative activities that benefit BIPOC communities in our region, including direct support for faculty and students at HSU who participate in research, scholarship, and creative activities. Proposals can request between \$10,000-\$40,000.

The supported activities could be focused on:

- Catalyzing future research by supporting development of new or existing projects;
- Expanding opportunities to engage through participation in research and other scholarship;
- Building capacity and infrastructure that supports research on or off-campus;
- Addressing needs of communities in our region through action and applied research.

For more information on the program, or to submit a proposal, visit

<https://humboldt.infoready4.com/#competitionDetail/1856021>

Academic Program Excellence

As you may remember there are a number of faculty who are leading efforts to build out curriculum as we work toward transitioning to a polytechnic designated campus. One such group, led by **Rock Braithwaite in partnership with Janelle Adsit and Eden Donahue**, is focusing on some exciting **curriculum development in health**. The team has been working particularly hard on developing a new Health Navigator (to be named “Health Advocacy”) major. The draft curriculum is being prepared for distribution to our campus and community stakeholders for feedback. When designing the program the Health Navigator team aligned the curriculum with workforce competencies related to certifications as a Patient Advocate and Professional Patient Navigator.

The interdisciplinary curriculum is currently planned to be a lower unit Health Advocate major that allows students flexibility in their choice of career opportunities. The lower unit major also provides students with the opportunity to complete extended areas of study in Health Education, Arts in Health/Narrative Medicine, Healthcare Interpreters, and/or Health Justice & Environment. After completing the degree, students will be positioned to pass either certification examination and enter directly into the workforce. They will present the new Health Advocacy major to the University Community after addressing the review committee’s feedback and completing the necessary documentation for curricular implementation.

Research and Creative Excellence

[Click Here](#) to flip through the latest issue of our **Office of Research & Sponsored Programs' Fall 2021 Newsletter**. Congratulations and thank you to all HSU scholars.

The Sponsored Programs Foundation is pleased to request **nominations for the McCrone Promising Faculty Scholars Award** for HSU faculty members. This award will recognize HSU's newer faculty, acknowledge their potential in their field of research, and encourage their continued achievement.

ELIGIBILITY CRITERIA: Tenured/Tenure track faculty members from all fields who have received their terminal degrees within the last seven (7) years and who are actively involved in research are eligible. Nominations for the award are sought from the campus community and will consist of a letter (no more than two pages) indicating the nominee's qualifications for the award. Eligible faculty may self-nominate.

SELECTION PROCESS: Please submit a nomination letter to the Sponsored Programs Foundation electronically through [InfoReady](#). Nominees will be notified and invited to submit to the office a current curriculum vitae and a brief (no more than two pages) statement about their current and anticipated research activities. A committee including previous Scholars of the Year will select up to three award recipients.

AMOUNT OF THE AWARD: Each award will be made for \$1,500. Awards are to be used to assist the scholar in supporting their program of creative activity, scholarship, or research.

DEADLINES: Letters of Nomination must be submitted electronically to the Sponsored Programs Foundation through [InfoReady](#) by **Monday, February 7, 2022, by 5:00 pm**. Awards will be presented at a reception held **Thursday, April 21, 2022**. The recipient must be available to attend the reception and give a short presentation of their research.

QUESTIONS: Should be directed to the Sponsored Programs Foundation, SBS 427, (707) 826-5169 or bnw107@humboldt.edu

Humboldt State University established the **Alistair and Judith McCrone Graduate Fellowship Fund** in October 2001. The fund was created to honor Dr. and Mrs. McCrone, who together shepherded Humboldt State University and its students for over a quarter of a century. This award will recognize one outstanding graduate student, acknowledge their potential, and encourage their continued achievement in their graduate program.

ELIGIBILITY CRITERIA: First-year students who have been in their HSU Graduate Program for less than one academic year are eligible for nominations.

SELECTION PROCESS: Graduate students must be enrolled full time (at least 9 units per semester), and have at least a 3.0 GPA. Only one candidate may be nominated per graduate degree program. Graduate programs that have more than one option (not emphasis) may nominate up to one candidate from each option.

AMOUNT OF THE AWARD: One award of \$3,000 will be applied to their tuition for use in Academic Year 2022-2023.

DEADLINES: Completed nominations must be submitted electronically by the Graduate Program Coordinator through [InfoReady](#) by **Monday, February 7, 2022, by 5:00 pm**. Incomplete or late nominations will not be considered. Awards will be presented at a reception held **Thursday, April 21, 2022**. The recipient must be available to attend the reception and give a short presentation of their research.

QUESTIONS: Should be directed to the Sponsored Programs Foundation, SBS 427, (707) 826-5169 or bnw107@humboldt.edu

Campus Culture and Operations

Phase 2 of **HSU's strategic planning** process is complete with each division articulating priorities and desired outcomes mapping back to Phase 1 goals and the Pillars of Inclusive Excellence. You can review the living and growing plans for the divisions at strategicplan.humboldt.edu. We are now in Phase 3 and our college deans and the directors of other units are working collaboratively within their areas to identify key initiatives and create objectives (including assessable measures) that contribute to the achievement of desired outcomes at the division level and ultimately our goals as a university. This work will continue this fall with drafts complete early in 2022. Thank you to our leadership and our IAPW members for your commitment to continuous improvement and ultimately to doing the very best by our students. Thank you to everyone who is contributing to planning and assessment at Humboldt State.

Senate Update: Improve Your Tomorrow (IYT) Campus Visit Experience



Improve Your Tomorrow (IYT), an educational non-profit organization, working in partnership with Humboldt State University Admissions recently completed a successful visit experience with 35 young men along with 6 transfer student mentors of color that participate in the IYT program.

The visit was an overnight experience that included a student panel run by HSU's Improve Your Tomorrow University Program that launched this year with 20 young men participating.

The experience also

included an academic showcase to sample some of what Humboldt State can offer students, in this case, students traveled to the Marine Lab in Trinidad to explore and discover the dynamics facilities and experience firsthand what current HSU students experience. Also, students got a taste of student life by watching a movie in the Student Activities Center or watching our Men's Basketball team play basketball against Lincoln. Coach Tae Norwood was able to engage with the students prior to the game and see the team win with an exciting finish.



The two-day experience was one to remember with students. For some, it was the first time they were able to walk through a State Forest, which was also an experience for them, to see the ocean for the very first time. Comments shared by students with the director and visit experience coordinator included the following:



"Thank you for offering this opportunity to me, I never knew places like this were around."

"I'm definitely coming here, no one has made me feel so welcomed."

"I feel like I can make it here. I really think I can succeed here at HSU with so many people helping me."

"Sign me up, I'm transferring soon and I think I've found my university."

Everyone that attended is being followed up by the Admissions team over the next few weeks to assure seniors have all the support needed to attend HSU in the fall. Additional visits are scheduled to happen in the months to come and years as IYT and HSU continue to grow the partnership. These efforts also feed campus initiatives like the Diverse Male Scholar Initiative which was also integrated into the experience with Douglas Smith connecting with students.



[IYT Visit in 2 minutes - Video Clip](#)



HSU Registration Campaign (Spring 2022)

Tableau Online: Enrollment Management

~ Expertly Handcrafted by IRAR~
 ~ Freshness Date ~
 11/30/2021 7:00:52 AM
 [HSU Registration Campaign Data
 Source Spring 2022]

About These Data

Data in the Strategic Data Repository (SDR) is a combination of a snapshot of the previous day's data and data captured at various points of the semester. This dashboard also captures live data extracted from Peoplesoft. The date and time shown in the freshness stamp (top right) shows the exact extraction time for all three types of data (Census, 1 day ago, and live). Due to the use of these three sources of data, these data may not match other reports produced by OIE. Data refreshes automatically twice daily (8am and 1pm). Data in this report includes all students and all last known majors.

Registration Dates and Time by Registration Group

Day of the Week	Reg Group	Start Date	Start Time
Mon	PBAC Priority Groups	11/8/2021	8:15 AM
Mon	UGRD Priority Groups	11/8/2021	8:45 AM
Mon	PBAC Continuing Students	11/8/2021	2:15 PM
Tue	Continuing Senior	11/9/2021	8:15 AM
Wed	Continuing Senior	11/10/2021	8:15 AM
Wed	Continuing Junior	11/10/2021	9:45 AM
Thur	Veterans Day		
Fri	Continuing Junior	11/12/2021	8:15 AM
Mon	Continuing Sophomore	11/15/2021	8:15 AM
Tue	Continuing Freshmen	11/16/2021	8:15 AM

Dropped and Withdrawn

Dropped	Not Withdrawn	Grand Total
Not Dropped	5,653	5,653
Dropped	5	5
Grand Total	5,658	5,658

By default, the rest of this workbook included only students who have not dropped and have not withdrawn.

Registration Status by Registration Date

				November							
		8	9	10	12	15	16	29	Grand Total		
Block Enrolled	Self-registered	Dropped	Withdrawn	Monday	Tuesday	Wednesday	Friday	Monday	Tuesday	Monday	
Block Enroll..	Not Self-registered	Not Dropped	Not Withdrawn	5					56		61
Not Block Enrolled	Not Self-registered	Not Dropped	Not Withdrawn	412	280	353	121	236	232	45	1,679
	Self-registered	Dropped	Not Withdrawn	3	1	1					5
		Not Dropped	Not Withdrawn	955	1,017	889	267	358	423	4	3,913
Grand Total				1,375	1,298	1,243	388	594	711	49	5,658

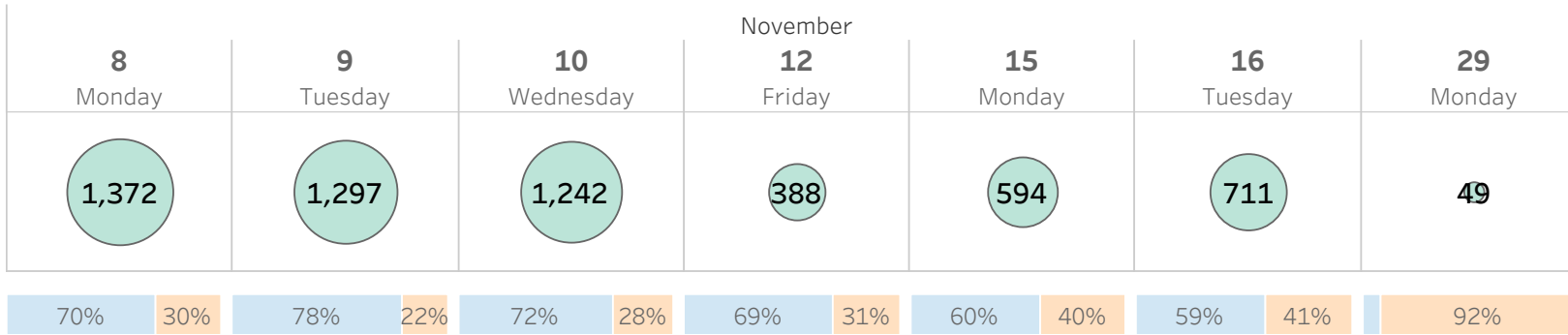


HSU Registration Campaign (Spring 2022)

Tableau Online: Enrollment Management

~ Expertly Handcrafted by IRAR~
 ~ Freshness Date ~
 11/30/2021 7:00:52 AM
 [HSU Registration Campaign Data
 Source Spring 2022]

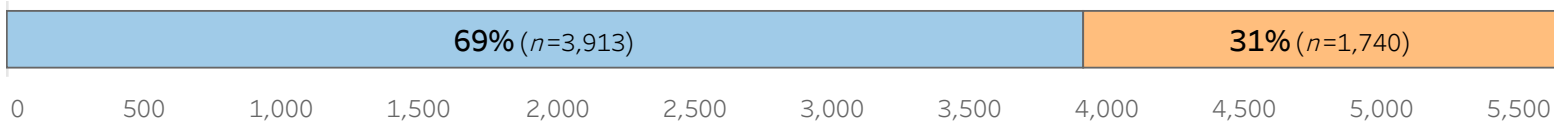
Eligible Students by Registration Day




Dashboard Filter(s)

- Admit Year: All
- Admit Term: All
- Admit Type: All
- College: All
- Department: All
- Current Athlete: All
- Housing: All
- Last Enrolled Term: All
- Class Level: All
- Dropped: Not Dropped
- Withdrawn: Not Withdrawn
- Any Hold: All

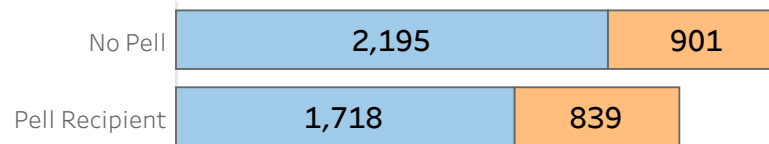
Total Count of Students Registered / Not Registered



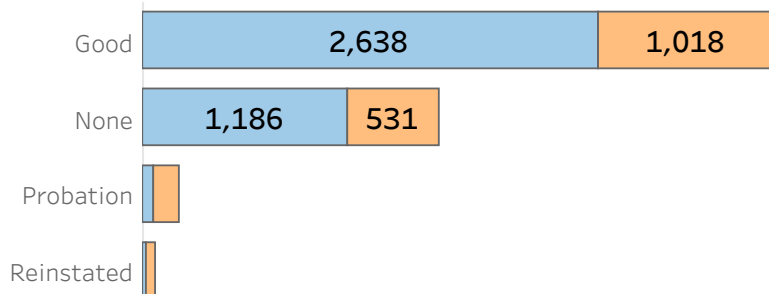
URM Students Registered / Not Registered



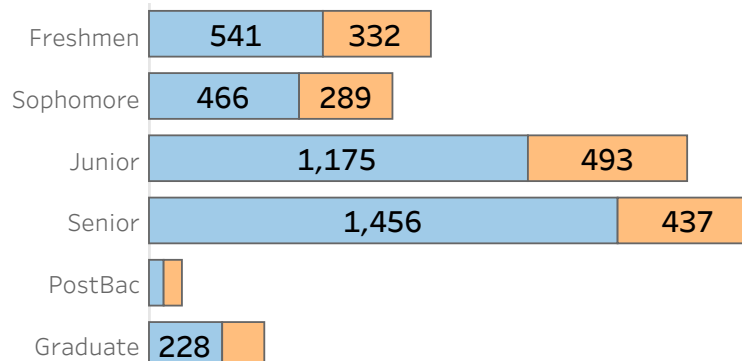
Pell Students Registered / Not Registered



Academic Standing Registered / Not Registered



Grade Level Registered / Not Registered



Data Glossary

<https://ie.humboldt.edu/data-glossary>



HSU Registration Campaign (Spring 2022)


Tableau Online: Enrollment Management

~ Expertly Handcrafted by IRAR~
 ~ Freshness Date ~
 11/30/2021 7:00:52 AM
 [HSU Registration Campaign Data
 Source Spring 2022]

Academic Standing

Class Level	Good	None	Probation	Reinstated	Grand Total
Freshmen	204	597	52	20	873
Graduate	226	132	1	1	360
Junior	955	611	81	21	1,668
PostBac	18	86			104
Senior	1,716	128	29	20	1,893
Sophomore	537	163	48	7	755
Grand Total	3,656	1,717	211	69	5,653


Any Hold



Advising Hold



Financial Hold



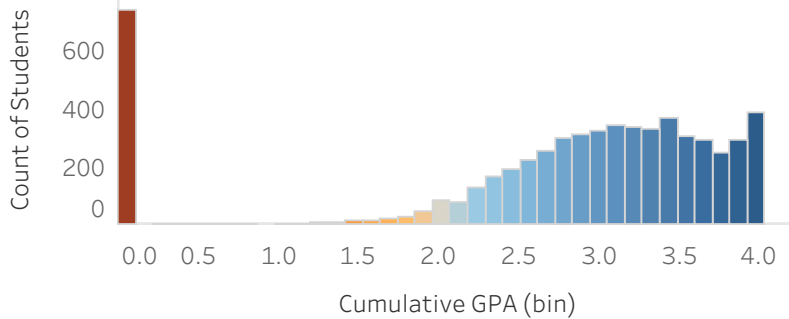
Vaccination Hold



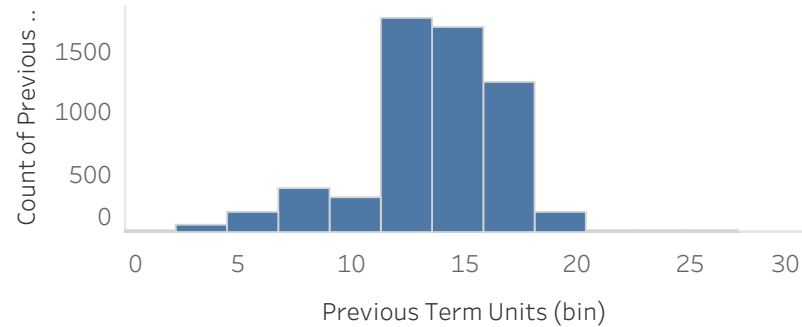
Dashboard Filter(s)

- Admit Year
All
- Admit Term
All
- Admit Type
All
- College
All
- Department
All
- Current Athlete
All
- Housing
All
- Last Enrolled Term
All
- Class Level
All
- Dropped
Not Dropped
- Withdrawn
Not Withdrawn
- Any Hold
All

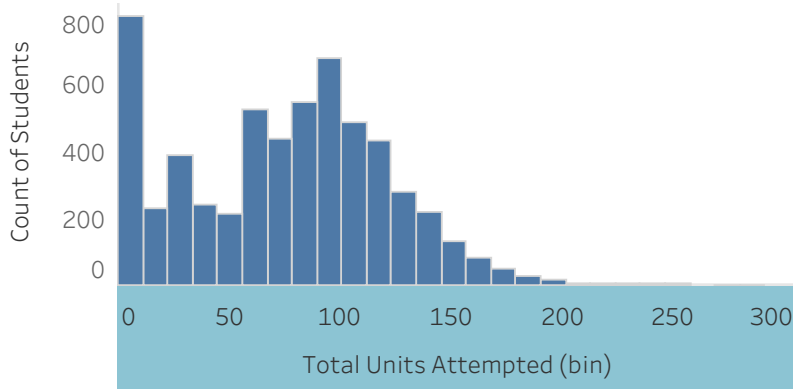
Cumulative GPA



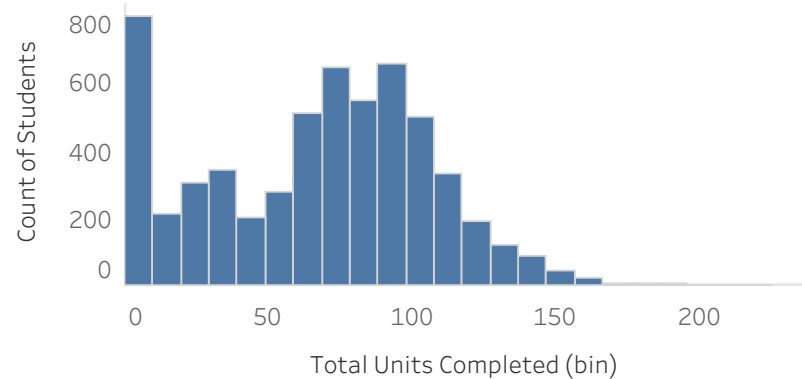
Previous Term Units



Total Units Attempted



Total Units Completed



Data Glossary

<https://ie.humboldt.edu/data-glossary>



HSU Registration Campaign (Spring 2022)

Tableau Online: Enrollment Management

~ Expertly Handcrafted by IRAR~
 ~ Freshness Date ~
 11/30/2021 7:00:52 AM
 [HSU Registration Campaign Data
 Source Spring 2022]

Percent of Students Registered / Not Registered by Primary College and Department

Arts, Hum & Soc Sci


Registered / Not Registered



	Not Self-registered	Self-registered
GEOG	24% (n=8)	76% (n=25)
WLC	40% (n=6)	60% (n=9)
RS	36% (n=4)	64% (n=7)
ENGL	32% (n=51)	68% (n=110)
CRGS	27% (n=15)	73% (n=40)
ART	23% (n=42)	77% (n=144)
ENST	23% (n=26)	77% (n=86)
EC	80% (n=8)	20% (n=2)
ANTH	34% (n=29)	66% (n=57)
NAS	50% (n=7)	50% (n=7)
SOC	40% (n=92)	60% (n=136)
POLI	34% (n=32)	66% (n=62)
INTL	44% (n=15)	56% (n=19)
COMM	35% (n=26)	65% (n=49)
JMC	33% (n=19)	67% (n=39)
THEA	28% (n=28)	72% (n=71)
PHIL	46% (n=12)	54% (n=14)
HIST	39% (n=36)	61% (n=56)
MUS	61% (n=33)	39% (n=21)

General Studies

Registered / Not Registered



	Not Self-registered	Self-registered
UNDA	59% (n=78)	41% (n=54)

Natural Resources & Sci

Registered / Not Registered



	Not Self-registered	Self-registered
FISH	9% (n=5)	91% (n=49)
WLDF	17% (n=64)	83% (n=313)
CHEM	19% (n=16)	81% (n=68)
ESM	19% (n=54)	81% (n=234)
GEOL	36% (n=21)	64% (n=37)
BIOL	28% (n=211)	72% (n=546)
ENGR	32% (n=57)	68% (n=121)
FWM	28% (n=72)	72% (n=183)
OCN	27% (n=12)	73% (n=32)
PHYX	33% (n=16)	67% (n=32)
CS	36% (n=48)	64% (n=87)
MATH	43% (n=23)	57% (n=30)
NS	31% (n=19)	69% (n=42)

Professional Studies

Registered / Not Registered



	Not Self-registered	Self-registered
NURS	47% (n=15)	53% (n=17)
CD	16% (n=18)	84% (n=92)
ECON	23% (n=6)	77% (n=20)
PSYC	34% (n=185)	66% (n=367)
SW	20% (n=41)	80% (n=160)
BUS	34% (n=119)	66% (n=232)
KRA	36% (n=107)	64% (n=188)
EDUC	41% (n=79)	59% (n=113)



HSU Registration Campaign (Spring 2022)

Tableau Online: Enrollment Management

~ Expertly Handcrafted by IRAR~
 ~ Freshness Date ~
 11/30/2021 7:00:52 AM
 [HSU Registration Campaign Data
 Source Spring 2022]

Percent of Students Registered / Not Registered by Primary College and Major Program

Arts, Hum & Soc Sci

Registered / Not Registered



	Not Self-registered	Self-registered
ARTF	16% (n=4)	84% (n=21)
GEOG	24% (n=8)	76% (n=25)
ISDS	18% (n=2)	82% (n=9)
ART	23% (n=38)	77% (n=125)
ENMA	25% (n=4)	75% (n=12)
ENGL	32% (n=47)	68% (n=98)
COMM	35% (n=26)	65% (n=49)
ANTH	34% (n=29)	66% (n=57)
PSCI	34% (n=32)	66% (n=62)
HIST	39% (n=36)	61% (n=56)
INTL	44% (n=15)	56% (n=19)
FILM	25% (n=16)	75% (n=48)
EST	23% (n=26)	77% (n=86)
RGSS	27% (n=15)	73% (n=40)
SPAN	33% (n=3)	67% (n=6)
PHIL	46% (n=12)	54% (n=14)
JN	33% (n=19)	67% (n=39)
CJS	42% (n=61)	58% (n=83)
THEA	40% (n=10)	60% (n=15)
SOCM	6% (n=1)	94% (n=16)
FREN	50% (n=3)	50% (n=3)
MUS	61% (n=33)	39% (n=21)
SOC	45% (n=30)	55% (n=37)
NAS	50% (n=7)	50% (n=7)
RS	36% (n=4)	64% (n=7)
SSMA	80% (n=8)	20% (n=2)

General Studies

Registered / Not Registered



	Not Self-registered	Self-registered
UNDE	59% (n=78)	41% (n=54)

Natural Resources & Sci

Registered / Not Registered



	Not Self-registered	Self-registered
FISH	9% (n=5)	91% (n=49)
WLDF	17% (n=64)	83% (n=313)
CHEM	19% (n=16)	81% (n=68)
BOT	20% (n=22)	80% (n=90)
ESM	19% (n=54)	81% (n=234)
GEOL	36% (n=20)	64% (n=35)
BIOL	31% (n=127)	69% (n=280)
ZOOL	27% (n=54)	73% (n=148)
ERE	30% (n=47)	70% (n=111)
RRS	23% (n=5)	77% (n=17)
PHYS	43% (n=3)	57% (n=4)
OCN	27% (n=12)	73% (n=32)
FOR	29% (n=67)	71% (n=166)
PHYX	32% (n=13)	68% (n=28)
CSCI	36% (n=48)	64% (n=87)
MATH	43% (n=23)	57% (n=30)
ESER	50% (n=10)	50% (n=10)
ESGE	33% (n=1)	67% (n=2)
NRFI	13% (n=2)	87% (n=13)
BIGR	21% (n=8)	79% (n=30)
NR	40% (n=10)	60% (n=15)
NRWI	35% (n=7)	65% (n=13)
NRPG		100% (n=1)

Professional Studies

Registered / Not Registered



	Not Self-registered	Self-registered
LSCE	20% (n=1)	80% (n=4)
NRSRG	47% (n=15)	53% (n=17)
LSEE	23% (n=20)	77% (n=66)
CDFR	13% (n=10)	87% (n=65)
LSCD	23% (n=7)	77% (n=23)
SW	23% (n=36)	77% (n=119)
PSYC	31% (n=144)	69% (n=318)
ECON	23% (n=6)	77% (n=20)
RADM	39% (n=16)	61% (n=25)
KIUG	29% (n=64)	71% (n=157)
BA	34% (n=112)	66% (n=214)
MBA	28% (n=7)	72% (n=18)
PSYG	46% (n=41)	54% (n=49)
KINE	82% (n=27)	18% (n=6)
MSW	11% (n=5)	89% (n=41)
CRMA	38% (n=3)	63% (n=5)
CRMS	32% (n=6)	68% (n=13)
CRMM	92% (n=12)	8% (n=1)
CRSB	38% (n=3)	63% (n=5)
CRSS	46% (n=6)	54% (n=7)
CRSP	100% (n=3)	
CRPE	50% (n=2)	50% (n=2)
CRAR	38% (n=3)	63% (n=5)
CREN	50% (n=4)	50% (n=4)
EDUC	100% (n=1)	
CRAS	80% (n=16)	20% (n=4)
CRIT		100% (n=1)



HSU Registration Campaign (Spring 2022)

Tableau Online: Enrollment Management

~ Expertly Handcrafted by IRAR~
 ~ Freshness Date ~
 11/30/2021 7:00:52 AM
 [HSU Registration Campaign Data
 Source Spring 2022]

Not Registered Students by Expected Graduation Date

% of Total Head Count
 0% 25%

Class Level	Past Date	Expected Graduation Term			Future Date	Grand Total
		Fall 2021	Spring 2022	Summer 2023		
Freshmen					19% (n=332)	19% (n=332)
Sophomore			0% (n=1)		17% (n=288)	17% (n=289)
Junior			3% (n=49)	0% (n=1)	25% (n=443)	28% (n=493)
Senior	0% (n=1)	1% (n=11)	13% (n=226)	0% (n=7)	11% (n=192)	25% (n=437)
PostBac	0% (n=2)	0% (n=1)			3% (n=54)	3% (n=57)
Graduate		0% (n=1)	2% (n=28)	0% (n=1)	6% (n=102)	8% (n=132)
Grand Total	0% (n=3)	1% (n=13)	17% (n=304)	1% (n=9)	81% (n=1,411)	100% (n=1,740)

Dashboard Filter(s)

- Admit Year
All
- Admit Term
All
- Admit Type
All
- College
All
- Department
All
- Current Athlete
All
- Housing
All
- Last Enrolled Term
All
- Class Level
All
- Dropped
Not Dropped
- Withdrawn
Not Withdrawn
- Any Hold
All

Registered Students by Expected Graduation Date

% of Total Head C..
 0% 27%

Class Level	Expected Graduation Term			Grand Total
	Spring 2022	Summer 2023	Future Date	
Freshmen			14% (n=542)	14% (n=542)
Sophomore		0% (n=1)	12% (n=466)	12% (n=467)
Junior	3% (n=112)	0% (n=11)	27% (n=1,052)	30% (n=1,175)
Senior	23% (n=911)	1% (n=25)	13% (n=522)	37% (n=1,458)
PostBac			1% (n=47)	1% (n=47)
Graduate	1% (n=36)		5% (n=193)	6% (n=229)
Grand Total	27% (n=1,059)	1% (n=37)	72% (n=2,822)	100% (n=3,918)

Data Glossary

<https://ie.humboldt.edu/data-glossary>

Updated 11/29/2021

Applicants

REDIRECT Not Redirect

	Fall 2022		Fall 2021		Fall 2020		Fall 2019		Fall 2018	
	HC		HC		HC		HC		HC	
Credential	7	16.67%	6	100.00%	3	200.00%	1	-66.67%	3	
First-time UG	3,757	18.93%	3,159	-39.75%	5,243	-13.84%	6,085	9.54%	5,555	
Lower-div xfer	64	-33.33%	96	-26.72%	131	-11.49%	148	12.98%	131	
Masters	28	33.33%	21	-22.22%	27	-12.90%	31	-22.50%	40	
Returning UG	11	37.50%	8	-60.00%	20	-13.04%	23	9.52%	21	
Second Bachelor	20	-47.37%	38	123.53%	17	-10.53%	19	35.71%	14	
Unclassified PB	3	200.00%	1	0.00%	1	-50.00%	2	100.00%	1	
Upper-div xfer	782	-22.80%	1,013	-36.21%	1,588	1.86%	1,559	5.27%	1,481	
Transitory	0	#NULL!	0	#DIV/0!	0	#DIV/0!	0	#DIV/0!	0	
Grand Total	4,672	7.60%	4,342	-38.24%	7,030	-10.65%	7,868	8.58%	7,246	

Admits

REDIRECT Not Redirect

	Fall 2022		Fall 2021		Fall 2020		Fall 2019		Fall 2018	
	HC		HC		HC		HC		HC	
Credential	0	#DIV/0!	0	#DIV/0!	0	#DIV/0!	0	#DIV/0!	0	
First-time UG	3,277	29.12%	2,538	-23.65%	3,324	-11.03%	3,736	91.88%	1,947	
Lower-div xfer	9	-76.92%	39	-17.02%	47	74.07%	27	-20.59%	34	
Masters	0	#DIV/0!	0	#DIV/0!	0	#DIV/0!	0	#DIV/0!	0	
Returning UG	0	-100.00%	3	0.00%	3	50.00%	2	-66.67%	6	
Second Bachelor	0	-100.00%	3	#DIV/0!	0	#DIV/0!	0	-100.00%	1	
Unclassified PB	0	#DIV/0!	0	#DIV/0!	0	#DIV/0!	0	#DIV/0!	0	
Upper-div xfer	618	-13.20%	712	-25.91%	961	95.72%	491	-51.96%	1,022	
Transitory	0	#NULL!	0	#DIV/0!	0	#DIV/0!	0	#DIV/0!	0	
Grand Total	3,904	18.48%	3,295	-23.99%	4,335	1.86%	4,256	41.40%	3,010	

Confirmed

REDIRECT Not Redirect

	Fall 2022		Fall 2021		Fall 2020		Fall 2019		Fall 2018	
	HC		HC		HC		HC		HC	
Credential	0	#DIV/0!	0	#DIV/0!	0	#DIV/0!	0	#DIV/0!	0	
First-time UG	92	80.39%	51	104.00%	25	#DIV/0!	0	-100.00%	59	
Lower-div xfer	2	-71.43%	7	133.33%	3	#DIV/0!	0	-100.00%	7	
Masters	0	#DIV/0!	0	#DIV/0!	0	#DIV/0!	0	#DIV/0!	0	
Returning UG	0	#DIV/0!	0	-100.00%	1	#DIV/0!	0	-100.00%	2	
Second Bachelor	0	#DIV/0!	0	#DIV/0!	0	#DIV/0!	0	#DIV/0!	0	
Unclassified PB	0	#DIV/0!	0	#DIV/0!	0	#DIV/0!	0	#DIV/0!	0	
Upper-div xfer	83	33.87%	62	77.14%	35	#DIV/0!	0	-100.00%	74	
Transitory	0	#NULL!	0	#DIV/0!	0	#DIV/0!	0	#DIV/0!	0	
Grand Total	177	47.50%	120	87.50%	64	#DIV/0!	0	-100.00%	142	

Registered

REDIRECT Not Redirect

	Fall 2022		Fall 2021		Fall 2020		Fall 2019		Fall 2018	
	HC		HC		HC		HC		HC	
Credential	0	#DIV/0!	0	#DIV/0!	0	#DIV/0!	0	#DIV/0!	0	
First-time UG	0	#DIV/0!	0	#DIV/0!	0	#DIV/0!	0	#DIV/0!	0	
Lower-div xfer	0	#DIV/0!	0	#DIV/0!	0	#DIV/0!	0	#DIV/0!	0	
Masters	0	#DIV/0!	0	#DIV/0!	0	#DIV/0!	0	#DIV/0!	0	
Returning UG	0	#DIV/0!	0	#DIV/0!	0	#DIV/0!	0	#DIV/0!	0	
Second Bachelor	0	#DIV/0!	0	#DIV/0!	0	#DIV/0!	0	#DIV/0!	0	
Unclassified PB	0	#DIV/0!	0	#DIV/0!	0	#DIV/0!	0	#DIV/0!	0	
Upper-div xfer	0	#DIV/0!	0	#DIV/0!	0	#DIV/0!	0	#DIV/0!	0	
Transitory	0	#NULL!	0	#DIV/0!	0	#DIV/0!	0	#DIV/0!	0	
Grand Total	0	#DIV/0!	0	#DIV/0!	0	#DIV/0!	0	#DIV/0!	0	

Updated 09/20/2021

Undergraduate Enrollment

CAREER	Fall 2021		Fall 2020		Fall 2019		Fall 2018		Fall 2017	
	HC		HC		HC		HC		HC	
Continuing UGrd	3,770	-11.54%	4,262	-9.59%	4,714	-8.43%	5,148	-6.28%	5,493	
Returning UGrd	59	-45.87%	109	-39.74%	78	-1.27%	79	-22.55%	102	
Transitory	18	5.88%	17	-19.05%	21	10.53%	19	18.75%	16	
Transfer UGrd	724	-23.39%	945	16.24%	813	-9.16%	895	-6.09%	953	
First-time UGrd	628	15.23%	545	-33.94%	825	-21.50%	1,051	-13.14%	1,210	
Grand Total	5,199	-11.55%	5,878	-8.88%	6,451	-10.30%	7,192	-7.49%	7,774	

All Enrollment

CAREER	Fall 2021		Fall 2020		Fall 2019		Fall 2018		Fall 2017	
	HC		HC		HC		HC		HC	
Cont./Ret PBac	233	-1.69%	237	-11.24%	267	-3.96%	278	7.34%	259	
Continuing UGrd	3,770	-11.54%	4,262	-9.59%	4,714	-8.43%	5,148	-6.28%	5,493	
New PBac	303	-2.57%	311	19.62%	260	-8.77%	285	-6.56%	305	
Returning UGrd	59	-45.87%	109	-39.74%	78	-1.27%	79	-22.55%	102	
Transitory	20	-33.33%	30	-14.29%	35	0.00%	35	-45.83%	24	
Transfer UGrd	724	-23.39%	945	16.24%	813	-9.16%	895	-6.09%	953	
First-time UGrd	628	15.23%	545	-33.94%	825	-21.50%	1,051	-13.14%	1,210	
Grand Total	5,737	-10.90%	6,439	-7.91%	6,992	-10.02%	7,771	-6.89%	8,346	

Undergraduate FTE

CAREER	Fall 2021		Fall 2020		Fall 2019		Fall 2018		Fall 2017	
	FTEs		FTEs		FTEs		FTEs		FTEs	
Continuing UGrd	3,609.00	-11.02%	4,056.00	-11.90%	4,604.00	-7.98%	5,003.00	-6.21%	5,334.00	
Returning UGrd	47.00	-51.04%	96.00	41.18%	68.00	1.49%	67.00	-27.96%	93.00	
Transitory	0.00	#DIV/0!	0.00	-100.00%	12.00	-20.00%	15.00	-6.25%	16.00	
Transfer UGrd	700.00	-22.14%	899.00	11.82%	804.00	-8.84%	882.00	-6.37%	942.00	
First-time UGrd	625.00	15.10%	543.00	-34.10%	824.00	-21.52%	1,050.00	-12.94%	1,206.00	
Grand Total	4,981.00	-10.96%	5,594.00	-11.38%	6,312.00	-10.05%	7,017.00	-7.56%	7,591.00	

All FTE

CAREER	Fall 2021		Fall 2020		Fall 2019		Fall 2018		Fall 2017	
	FTEs		FTEs		FTEs		FTEs		FTEs	
Cont./Ret PBac	205.00	5.67%	194.00	-9.77%	215.00	-4.02%	224.00	8.21%	207.00	
Continuing UGrd	3,609.00	-11.02%	4,056.00	-11.90%	4,604.00	-7.98%	5,003.00	-6.21%	5,334.00	
New PBac	311.00	-7.72%	337.00	22.55%	275.00	-9.84%	305.00	-10.03%	339.00	
Returning UGrd	47.00	-51.04%	96.00	41.18%	68.00	1.49%	67.00	-27.96%	93.00	
Transitory	0.00	#DIV/0!	0.00	-100.00%	12.00	-20.00%	15.00	-6.25%	16.00	
Transfer UGrd	700.00	-22.14%	899.00	11.82%	804.00	-8.84%	882.00	-6.37%	942.00	
First-time UGrd	625.00	15.10%	543.00	-34.10%	824.00	-21.52%	1,050.00	-12.94%	1,206.00	
Grand Total	5,497.00	-10.25%	6,125.00	-9.95%	6,802.00	-9.86%	7,546.00	-7.26%	8,137.00	

Undergraduate Resident FTE

CAREER	Fall 2021		Fall 2020		Fall 2019		Fall 2018		Fall 2017	
	Resident FTEs		Resident FTEs		Resident FTEs		Resident FTEs		Resident FTEs	
Continuing UGrd	3,383.00	-10.93%	3,798.00	-12.95%	4,363.00	-7.97%	4,741.00	-5.75%	5,030.00	
Returning UGrd	45.00	-52.13%	94.00	40.30%	67.00	3.08%	65.00	-27.78%	90.00	
Transitory	0.00	#DIV/0!	0.00	-100.00%	12.00	-20.00%	15.00	-6.25%	16.00	
Transfer UGrd	663.00	-22.64%	857.00	13.81%	753.00	-11.41%	850.00	-6.49%	909.00	
First-time UGrd	572.00	15.09%	497.00	-34.43%	758.00	-22.49%	978.00	-14.44%	1,143.00	
Grand Total	4,663.00	-11.11%	5,246.00	-11.88%	5,953.00	-10.47%	6,649.00	-7.50%	7,188.00	

All Resident FTE

CAREER	Fall 2021		Fall 2020		Fall 2019		Fall 2018		Fall 2017	
	Resident FTEs		Resident FTEs		Resident FTEs		Resident FTEs		Resident FTEs	
Cont./Ret PBac	177.00	1.14%	175.00	-13.79%	203.00	1.50%	200.00	11.11%	180.00	
Continuing UGrd	3,383.00	-10.93%	3,798.00	-12.95%	4,363.00	-7.97%	4,741.00	-5.75%	5,030.00	
New PBac	276.00	-12.66%	316.00	24.90%	253.00	-11.85%	287.00	-6.82%	308.00	
Returning UGrd	45.00	-52.13%	94.00	40.30%	67.00	3.08%	65.00	-27.78%	90.00	
Transitory	0.00	#DIV/0!	0.00	-100.00%	12.00	-20.00%	15.00	-6.25%	16.00	
Transfer UGrd	663.00	-22.64%	857.00	13.81%	753.00	-11.41%	850.00	-6.49%	909.00	
First-time UGrd	572.00	15.09%	497.00	-34.43%	758.00	-22.49%	978.00	-14.44%	1,143.00	
Grand Total	5,116.00	-10.82%	5,737.00	-10.49%	6,409.00	-10.19%	7,136.00	-7.03%	7,676.00	

Continuing Eligible Enrolled

College	Fall 2021		Fall 2020		Fall 2019		Fall 2018		Fall 2017	
	Enrolled %		Enrolled %		Enrolled %		Enrolled %		Enrolled %	
Arts, Hum & Soc S	80.00%	-2.18%	82.18%	-0.16%	82.35%	2.84%	79.51%	-0.76%	80.27%	
General Studies	61.54%	-5.13%	66.67%	-7.92%	74.59%	4.20%	70.39%	1.33%	69.06%	
Natural Resource:	85.91%	-0.66%	86.57%	-2.61%	89.18%	3.32%	85.87%	0.06%	85.80%	
Professional Studi	82.16%	-3.76%	85.92%	-2.14%	83.78%	-0.44%	84.22%	1.89%	82.32%	
Overall	82.71%	-1.75%	84.46%	-0.77%	85.23%	2.06%	83.17%	0.40%	82.77%	

Note: For the Continuing Eligible Enrolled percentages, the inter-term differences are the differences in the percentages not the percentage difference.

Updated 11/29/2021

Applicants

REDIRECT Not Redirect

	Spring 2022		Spring 2021		Spring 2020		Spring 2019		Spring 2018	
	HC		HC		HC		HC		HC	
First-time UG	95	-6.86%	102	24.39%	82	-26.79%	112	-40.43%	188	
Lower-div xfer	152	32.17%	115	17.35%	98	-21.60%	125	0.81%	124	
Masters	70	-2.78%	72	30.91%	55	-12.70%	63	-1.56%	64	
Returning UG	69	1.47%	68	-15.00%	80	-11.11%	90	-12.62%	103	
Second Bachelor	39	-2.50%	40	110.53%	19	72.73%	11	-15.38%	13	
Transitory	1	0.00%	1	-66.67%	3	0.00%	3	-57.14%	7	
Upper-div xfer	722	-0.28%	724	-5.48%	766	2.68%	746	-17.57%	905	
Unclassified PB	0	#NULL!	0	#NULL!	0	#NULL!	0	#NULL!	1	
Credential	1	#DIV/0!	0	#DIV/0!	0	#DIV/0!	0	#DIV/0!	0	
Grand Total	1,149	2.41%	1,122	1.72%	1,103	-4.09%	1,150	-18.15%	1,405	

Admits

REDIRECT Not Redirect

	Spring 2022		Spring 2021		Spring 2020		Spring 2019		Spring 2018	
	HC		HC		HC		HC		HC	
First-time UG	51	18.60%	43	115.00%	20	-37.50%	32	-36.00%	50	
Lower-div xfer	77	79.07%	43	13.16%	38	35.71%	28	-9.68%	31	
Masters	38	18.75%	32	14.29%	28	-28.21%	39	30.00%	30	
Returning UG	49	0.00%	49	-5.77%	52	-20.00%	65	-12.16%	74	
Second Bachelor	29	3.57%	28	154.55%	11	83.33%	6	20.00%	5	
Transitory	0	#DIV/0!	0	-100.00%	3	0.00%	3	-57.14%	7	
Upper-div xfer	456	16.92%	390	-10.14%	434	2.84%	422	-22.14%	542	
Unclassified PB	0	#NULL!	0	#NULL!	0	#NULL!	0	#NULL!	0	
Credential	0	#DIV/0!	0	#DIV/0!	0	#DIV/0!	0	#DIV/0!	0	
Grand Total	700	19.66%	585	-0.17%	586	-1.51%	595	-19.49%	739	

Confirmed

REDIRECT Not Redirect

	Spring 2022		Spring 2021		Spring 2020		Spring 2019		Spring 2018	
	HC		HC		HC		HC		HC	
First-time UG	29	61.11%	18	38.46%	13	8.33%	12	-55.56%	27	
Lower-div xfer	63	117.24%	29	-9.38%	32	68.42%	19	-24.00%	25	
Masters	21	110.00%	10	-37.50%	16	-36.00%	25	92.31%	13	
Returning UG	47	74.07%	27	-15.63%	32	0.00%	32	-31.91%	47	
Second Bachelor	19	58.33%	12	100.00%	6	50.00%	4	100.00%	2	
Transitory	0	#DIV/0!	0	#DIV/0!	0	#DIV/0!	0	#DIV/0!	0	
Upper-div xfer	278	59.77%	174	-28.40%	243	13.02%	215	-22.94%	279	
Unclassified PB	0	#NULL!	0	#NULL!	0	#NULL!	0	#NULL!	0	
Credential	0	#DIV/0!	0	#DIV/0!	0	#DIV/0!	0	#DIV/0!	0	
Grand Total	457	69.26%	270	-21.05%	342	11.40%	307	-21.88%	393	

Registered

REDIRECT Not Redirect

	Spring 2022		Spring 2021		Spring 2020		Spring 2019		Spring 2018	
	HC		HC		HC		HC		HC	
First-time UG	0	-100.00%	1	#DIV/0!	0	#DIV/0!	0	#DIV/0!	0	
Lower-div xfer	0	#DIV/0!	0	#DIV/0!	0	#DIV/0!	0	#DIV/0!	0	
Masters	2	100.00%	1	0.00%	1	-66.67%	3	-40.00%	5	
Returning UG	0	#DIV/0!	0	#DIV/0!	0	#DIV/0!	0	#DIV/0!	0	
Second Bachelor	0	#DIV/0!	0	-100.00%	1	#DIV/0!	0	#DIV/0!	0	
Transitory	0	#DIV/0!	0	-100.00%	2	0.00%	2	-33.33%	3	
Upper-div xfer	2	#DIV/0!	0	#DIV/0!	0	#DIV/0!	0	#DIV/0!	0	
Unclassified PB	0	#NULL!	0	#NULL!	0	#NULL!	0	#NULL!	0	
Credential	0	#DIV/0!	0	#DIV/0!	0	#DIV/0!	0	#DIV/0!	0	
Grand Total	4	100.00%	2	-50.00%	4	-20.00%	5	-37.50%	8	

Updated 11/29/2021

Undergraduate Enrollment

CAREER Undergraduate

	Spring 2022		Spring 2021		Spring 2020		Spring 2019		Spring 2018	
	HC		HC		HC		HC		HC	
Continuing UGrd	3,610	-10.44%	4,031	-21.64%	5,144	-8.11%	5,598	-8.74%	6,134	
Transitory	0	#NULL!	0	#NULL!	5	0.00%	5	-54.55%	11	
First-time UGrd	0	#NULL!	1	#NULL!	0	#NULL!	0	#NULL!	0	
Transfer UGrd	2	#NULL!	0	#NULL!	0	#NULL!	0	#NULL!	0	
Grand Total	3,612	-10.42%	4,032	-21.69%	5,149	-8.10%	5,603	-8.82%	6,145	

All Enrollment

CAREER (Multiple Items)

	Spring 2022		Spring 2021		Spring 2020		Spring 2019		Spring 2018	
	HC		HC		HC		HC		HC	
Cont/Ret PBac	313	1.62%	308	11.59%	276	-13.75%	320	8.11%	296	
Continuing UGrd	3,610	-10.44%	4,031	-21.64%	5,144	-8.11%	5,598	-8.74%	6,134	
New PBac	2	0.00%	2	0.00%	2	-33.33%	3	-40.00%	5	
Transitory	0	#NULL!	0	#NULL!	5	0.00%	5	-54.55%	11	
First-time UGrd	0	#NULL!	1	#NULL!	0	#NULL!	0	#NULL!	0	
Transfer UGrd	2	#NULL!	0	#NULL!	0	#NULL!	0	#NULL!	0	
Grand Total	3,927	-9.56%	4,342	-19.99%	5,427	-8.42%	5,926	-8.07%	6,446	

Undergraduate FTE

CAREER Undergraduate

	Spring 2022		Spring 2021		Spring 2020		Spring 2019		Spring 2018	
	FTEs		FTEs		FTEs		FTEs		FTEs	
Continuing UGrd	3,371.00	-10.56%	3,769.00	-21.79%	4,819.00	-7.98%	5,237.00	-8.16%	5,702.00	
Transitory	0.00	#NULL!	0.00	#NULL!	4.00	0.00%	4.00	-50.00%	8.00	
First-time UGrd	0.00	#NULL!	1.00	#NULL!	0.00	#NULL!	0.00	#NULL!	0.00	
Transfer UGrd	2.00	#NULL!	0.00	#NULL!	0.00	#NULL!	0.00	#NULL!	0.00	
Grand Total	3,373.00	-10.53%	3,770.00	-21.83%	4,823.00	-7.98%	5,241.00	-8.21%	5,710.00	

All FTE

CAREER (Multiple Items)

	Spring 2022		Spring 2021		Spring 2020		Spring 2019		Spring 2018	
	FTEs		FTEs		FTEs		FTEs		FTEs	
Cont/Ret PBac	272.00	0.37%	271.00	17.83%	230.00	-14.18%	268.00	7.20%	250.00	
Continuing UGrd	3,371.00	-10.56%	3,769.00	-21.79%	4,819.00	-7.98%	5,237.00	-8.16%	5,702.00	
New PBac	3.00	200.00%	1.00	50.00%	2.00	-33.33%	3.00	-50.00%	6.00	
Transitory	0.00	#NULL!	0.00	#NULL!	4.00	0.00%	4.00	-50.00%	8.00	
First-time UGrd	0.00	#NULL!	1.00	#NULL!	0.00	#NULL!	0.00	#NULL!	0.00	
Transfer UGrd	2.00	#NULL!	0.00	#NULL!	0.00	#NULL!	0.00	#NULL!	0.00	
Grand Total	3,648.00	-9.75%	4,042.00	-20.04%	5,055.00	-8.29%	5,512.00	-7.61%	5,966.00	

Undergraduate Resident FTE

CAREER Undergraduate

	Spring 2022		Spring 2021		Spring 2020		Spring 2019		Spring 2018	
	Resident FTEs		Resident FTEs		Resident FTEs		Resident FTEs		Resident FTEs	
Continuing UGrd	3,153.00	-10.25%	3,513.00	-22.67%	4,543.00	-8.44%	4,962.00	-8.28%	5,410.00	
Transitory	0.00	#NULL!	0.00	#NULL!	4.00	0.00%	4.00	-50.00%	8.00	
First-time UGrd	0.00	#NULL!	0.00	#NULL!	0.00	#NULL!	0.00	#NULL!	0.00	
Transfer UGrd	0.00	#NULL!	0.00	#NULL!	0.00	#NULL!	0.00	#NULL!	0.00	
Grand Total	3,153.00	-10.25%	3,513.00	-22.74%	4,547.00	-8.44%	4,966.00	-8.34%	5,418.00	

All Resident FTE

CAREER (Multiple Items)

	Spring 2022		Spring 2021		Spring 2020		Spring 2019		Spring 2018	
	Resident FTEs		Resident FTEs		Resident FTEs		Resident FTEs		Resident FTEs	
Cont/Ret PBac	238.00	-3.25%	246.00	14.95%	214.00	-13.01%	246.00	11.31%	221.00	
Continuing UGrd	3,153.00	-10.25%	3,513.00	-22.67%	4,543.00	-8.44%	4,962.00	-8.28%	5,410.00	
New PBac	3.00	200.00%	1.00	50.00%	2.00	-33.33%	3.00	-50.00%	2.00	
Transitory	0.00	#NULL!	0.00	#NULL!	4.00	0.00%	4.00	-50.00%	8.00	
First-time UGrd	0.00	#NULL!	0.00	#NULL!	0.00	#NULL!	0.00	#NULL!	0.00	
Transfer UGrd	0.00	#NULL!	0.00	#NULL!	0.00	#NULL!	0.00	#NULL!	0.00	
Grand Total	3,394.00	-9.73%	3,760.00	-21.06%	4,763.00	-8.67%	5,215.00	-7.55%	5,641.00	

Continuing Eligible Enrolled

	Spring 2022		Spring 2021		Spring 2020		Spring 2019		Spring 2018	
College	Enrolled %		Enrolled %		Enrolled %		Enrolled %		Enrolled %	
Arts, Hum & Soc S	66.02%	0.07%	65.95%	-9.05%	75.00%	-3.83%	78.83%	4.56%	74.27%	
General Studies	53.42%	-0.51%	53.94%	-11.75%	65.69%	-7.52%	73.21%	0.46%	72.76%	
Natural Resource:	73.61%	-0.17%	73.78%	-7.95%	81.73%	-3.92%	85.65%	3.70%	81.95%	
Professional Studi	66.97%	-1.60%	68.58%	-6.93%	75.51%	-3.57%	79.08%	5.84%	73.25%	
Overall	69.19%	-0.38%	69.57%	-7.89%	77.46%	12.63%	64.83%	0.01%	64.82%	

Note: For the Continuing Eligible Enrolled percentages, the inter-term differences are the differences in the percentages not the percentage difference.

Updated 11/29/2021

Fin. Aid Awarded

	2021-2022 Aid Year		2020-2021 Aid Year		2019-2020 Aid Year		2018-2019 Aid Year		2017-2018 Aid Year	
	HC		HC		HC		HC		HC	
Pell	2,840	-44.48%	5,115	35.17%	3,784	-13.01%	4,350	-24.22%	5,740	
Unsub Direct Loan	3,776	-77.53%	2,127	-21.22%	2,700	-12.73%	3,094	-8.35%	3,376	
Work Study	393	115.93%	182	-41.67%	312	-4.59%	327	6.51%	307	
Grand Total	7,009	-5.59%	7,424	9.24%	6,796	-12.55%	7,771	-17.53%	9,423	

	2021-2022 Aid Year		2020-2021 Aid Year		2019-2020 Aid Year		2018-2019 Aid Year		2017-2018 Aid Year	
	HC		HC		HC		HC		HC	
Pell	2,614	-21.71%	3,339	-11.76%	3,784	-13.01%	4,350	-9.11%	4,786	
Unsub Direct Loan	1,535	-26.66%	2,093	-22.45%	2,699	-12.77%	3,094	-8.35%	3,376	
Work Study	59	-64.88%	168	-46.33%	313	-4.28%	327	10.10%	297	
Grand Total	4,208	-24.86%	5,600	-17.60%	6,796	-12.55%	7,771	-8.13%	8,459	

	2021-2022 Aid Year		2020-2021 Aid Year		2019-2020 Aid Year		2018-2019 Aid Year		2017-2018 Aid Year	
	Awarded		Awarded		Awarded		Awarded		Awarded	
Pell	\$13,785,651	-47.25%	\$26,132,464	47.45%	\$17,722,635	-12.77%	\$20,317,146	-22.85%	\$26,336,258	
Unsub Direct Loan	\$18,874,354	68.23%	\$11,219,566	-14.64%	\$13,143,420	-10.93%	\$14,755,563	-6.85%	\$15,840,343	
Work Study	\$751,685	122.16%	\$338,357	-39.66%	\$560,765	-9.27%	\$618,045	-6.55%	\$661,358	
Grand Total	\$33,411,690	-11.35%	\$37,690,387	19.93%	\$31,426,820	-11.95%	\$35,690,754	-16.68%	\$42,837,959	

	2021-2022 Aid Year		2020-2021 Aid Year		2019-2020 Aid Year		2018-2019 Aid Year		2017-2018 Aid Year	
	Disbursed		Disbursed		Disbursed		Disbursed		Disbursed	
Pell	\$6,934,633	-54.90%	\$15,376,318	-12.87%	\$17,646,981	-12.44%	\$20,154,961	-7.41%	\$21,768,614	
Unsub Direct Loan	\$4,530,866	-57.72%	\$10,715,240	-17.10%	\$12,925,447	-10.67%	\$14,469,760	-7.36%	\$15,619,906	
Work Study	\$18,387	-92.80%	\$255,377	-49.83%	\$508,983	-4.74%	\$534,322	-1.07%	\$540,113	
Grand Total	\$11,483,886	-56.41%	\$26,346,935	-15.23%	\$31,081,411	-11.60%	\$35,159,043	-7.30%	\$37,928,633	

Updated 11/29/2021

Housing Applications Started

	Spring 2022		Spring 2021		Spring 2020		Spring 2019		Spring 2018	
	Apps		Apps		Apps		Apps		Apps	
Continuing	221	-1.34%	224	339.22%	51	21.43%	42	27.27%	33	
New Freshman	30	-71.15%	104	96.23%	53	43.24%	37	27.59%	29	
New Transfer	130	13.04%	115	-10.16%	128	20.75%	106	-17.83%	129	
Resident	0	#NULL!	43	-54.74%	95	61.02%	59	#DIV/0!	0	
Grand Total	381	-21.60%	486	48.62%	327	34.02%	244	27.75%	191	

Housing Applications Completed

	Spring 2022		Spring 2021		Spring 2020		Spring 2019		Spring 2018	
	Apps		Apps		Apps		Apps		Apps	
Continuing	185	218.97%	58	480.00%	10	-9.09%	11	83.33%	6	
New Freshman	25	31.58%	19	111.11%	9	-18.18%	11	-8.33%	12	
New Transfer	112	138.30%	47	-20.34%	59	7.27%	55	-42.71%	96	
Resident	0	#NULL!	0	#DIV/0!	0	-100.00%	1	#DIV/0!	0	
Grand Total	322	159.68%	124	58.97%	78	0.00%	78	-31.58%	114	

Row Labels	Fall 2021		Fall 2020		Fall 2019		Fall 2018		Fall 2017	
	Occupancy	Sum of Occupants2	Occupancy	Sum of Occupants2	Occupancy	Sum of Occupants2	Occupancy	Sum of Occupants2	Occupancy	Sum of Occupants2
Continuing	241	1908.33%	12	-57.14%	28	47.37%	19	#DIV/0!		0
New Freshman	514	242.67%	150	-78.54%	699	7.70%	649	87.57%		346
New Transfer	235	117.59%	108	-66.36%	321	-47.55%	612	31.33%		466
Resident	399	44.04%	277	-61.42%	718	4.51%	687	-44.28%		1233
Grand Total	1389	153.93%	547	-69.03%	1766	-10.22%	1967	-3.81%		2045

Definitions:

- Housing Applications Started: Student opened housing application.
- Housing Applications Completed: Student completed all necessary steps to sign a housing license.
- Continuing: Previously enrolled student who has or has not lived in on-campus housing in the past.
- New Freshman: Newly enrolled student entering housing for the first time.
- New Transfer: New transfer student entering housing for the first time.
- Resident: Previously enrolled student who lived in on-campus housing the preceding semester.

Updated 09/13/2021

Orientation Registrations

	Fall Semester 2021		Fall Semester 2020		Fall Semester 2019		Fall Semester 2018		Fall Semester 2017	
	HC		HC		HC		HC		HC	
HOOP1	581	-5.68%	616	35.98%	453	-17.34%	548	3.01%	532	
HOOP2	90	-41.56%	154	35.09%	114	-31.74%	167	7.74%	155	
HOOP3	159	-45.17%	290	-2.36%	297	9.59%	271	-21.45%	345	
HOP	679	13.93%	596	-31.18%	866	-20.55%	1090	-7.00%	1172	
Grand Total	1509	-8.88%	1656	-4.28%	1730	-16.67%	2076	-5.81%	2204	